

Your electricity bill

Frank Chernek

Bill date: January 23, 2012

Your account number: 740316280

For service at: 6 locations

Summary of what you owe

	Amount owing on your previous bill	\$427.94
Less	Payment made on Dec 23, thank you	-\$427.94
Equals	Your balance forward	\$0.00
Plus	Your new charges (details on following pages)	
	Cost of electricity (with taxes and fees)	\$607.02
Equals	Total amount due	\$607.02

Questions or Office Locations?

Call 1-800-253-9405, 24 hours a day

Website: aps.com

Para servicio en español llame al:

1-800-252-9410 (Otras areas)

Due date: February 3, 2012

Page 1 of 9

See page 2 for more information.

When paying in person, please
bring the bottom portion of your bill.



Your account number

740316280

Bill date

January 23, 2012

Mailing address or phone number change?

Check here and fill in the details on the back.

Total amount due: \$ 607.02

Your optional contribution
to SHARE: \$ _____

Total amount paid: \$ _____

Due date: Feb 3, 2012

FRANK CHERNEK
PMB 225
2554 W 16 ST
YUMA AZ 85364-4229



News from APS

IMPORTANT NEWS ABOUT YOUR BILL

At APS we are committed to communicating changes that might affect you. Effective January 01, 2012, the Arizona Corporation Commission approved the Company's request to reduce the System Benefits Charge ("SBC") which will be shown as a separate line item on the bill called the System Benefits Adjustment ("adjustment"). This temporary adjustment will reduce the SBC charge for customers on the Company's E-3 limited-income rate from \$0.00185/kWh to \$0.00160/kWh. The SBC for all other customers will be reduced from \$0.00210/kWh to \$0.00185/kWh. The reduction came about as a result of the Nuclear Regulatory Commission (NRC) renewing the operating license for Palo Verde Units 1, 2 & 3.

For general service customers with 20 kW or less using 1,430 kWh per month, this temporary adjustment will decrease their monthly bill by approximately 0.17% or by \$0.36 per month. General Service customers with greater than 20 kW will see a decrease of 0.25% or by \$15.56 per month based on an average monthly energy consumption of 62,238 kWh. APS offers tips and ideas for reducing electricity use on aps.com. See the "Save Energy" icon in the lower right hand corner of the Web Site. **For additional information or questions, visit aps.com or call (800) 253-9407 or (602) 371-6767 (in metro Phoenix).**

Things you need to know

Contacting APS

- E-mail us at aps@aps.com
- Call us at:
602-371-7171 (Phoenix) or 800-253-9405 (Other areas)
24 hours a day
- Para servicio en español llame al:
602-371-6861 (Phoenix) o 1-800-252-9410 (Otras areas)
- Hearing impaired:
Dial 711 - AZ Relay Service
- By mail: APS, Station 3200, PO Box 53933,
Phoenix AZ 85072-3933
- Blue Stake - Before you dig, call:
811 or 800-782-5348 from anywhere within Arizona
- Electrical emergencies other than power outages, call:
602-258-5483 (Phoenix) or 800-253-9408 (Other areas)

Important billing and collection information

Make checks payable to APS and mail to:
APS, PO Box 2906, Phoenix AZ 85062-2906

Credit and Collections:
602-371-7607 (Phoenix) or 1-800-253-9409 (Other areas)

All bills for utility services are due and payable no later than 15 days from the date of the bill. Any payments not received within this time-frame shall be considered delinquent and are subject to a late payment charge of 1.5% per month.

If your power is shut off for non-payment, you must pay all the delinquent amounts and a deposit or additional deposit before power is restored.

When you provide a check as payment, you authorize us either to use information from your check to make a one-time electronic funds transfer from your account or to process the payment as a check transaction. When we process your check electronically you will not receive your check back from your financial institution and funds may be withdrawn from your account on the same day we receive your payment.

Utility regulations and rates (Not an APS payment site)

Electricity regulations and rates are approved by:
Arizona Corporation Commission,
1200 W Washington, Phoenix AZ 85007
602-542-4251 (Phoenix) or 1-800-222-7000 (Other areas).
www.cc.state.az.us

Sign up for SurePay Automatic Payments!

Frank Chernek	Phone ()
Optional SHARE Contribution to be added to my Monthly Bill (\$1 to \$9) \$___	
My signature authorizes APS to electronically debit my bank account on the billing due date to pay the total amount due each month. Use the enclosed check payment to set up automatic payments. To terminate SurePay, I will contact APS. (Intended for mailed-in payments only. No counter checks.)	
Signature:	

Mailing address or phone number change

First name, middle name, last name		
Address (number, street name)		
City	State	Zip + 4
Home phone ()	Business phone ()	



PO BOX 2906
PHOENIX AZ 85062-2906
APDF1TTTDDTAACFATTATDLCFATITANFADFTLFFTFANFAFFADDFDANFAFTADDTDT

Your electricity bill
January 23, 2012

Frank Chernek

Your account number
740316280

Summary of charges by service address

Service number	Service address	Total electricity used (kWh)	Billed demand (kW)	Other charges and credits (\$)	Total charges (\$)
1543S20288	345 S May Ave North, Yuma Lone Park Rv	2102	11.0	\$0.00	\$303.31
4953S20283	345 S May Ave Spc 2m, Yuma	720	0.0	\$0.00	\$87.33
2543S20288	345 S May Ave Spc 5m, Yuma	388	0.0	\$0.00	\$53.07
0161S12282	345 S May Ave Unit B, Yuma	3	0.0	\$0.00	\$9.58
3843S20281	345 S May Ave Spc 1, Yuma	242	0.0	\$0.00	\$36.60
5933S20280	345 S May Ave South, Yuma Lone Star Rv Park	712	4.0	\$0.00	\$117.13
Total		4167		\$0.00	\$607.02



Your electricity bill
January 23, 2012

Frank Cherek

Your account number
740316280

New charges for 345 S May Ave North

Your service plan: E-32 XS/S
Service number: 1543S20288
DBA: Lone Park Rv

Meter number: W51222
Meter reading cycle: 12

Charges for electricity services

Cost of electricity you used

Basic service charge	\$3.78
Delivery service charge	\$85.72
Demand charge - delivery	\$0.00
Environmental benefits surcharge	\$25.86
Federal environmental improvement surcharge	\$0.34
System benefits charge	\$4.41
Power supply adjustment*	-\$11.89
Metering*	\$12.09
Meter reading*	\$2.04
Billing*	\$2.25
Generation of electricity*	\$142.94
Federal transmission and ancillary services*	\$8.91
Federal transmission cost adjustment*	\$5.18
System benefits adjustment	-\$0.53
Cost of electricity you used	\$281.10

Taxes and fees

Regulatory assessment	\$0.52
State sales tax	\$18.59
County sales tax	\$3.10
City sales tax	\$0.00
Franchise fee	\$0.00
Cost of electricity with taxes and fees	\$303.31

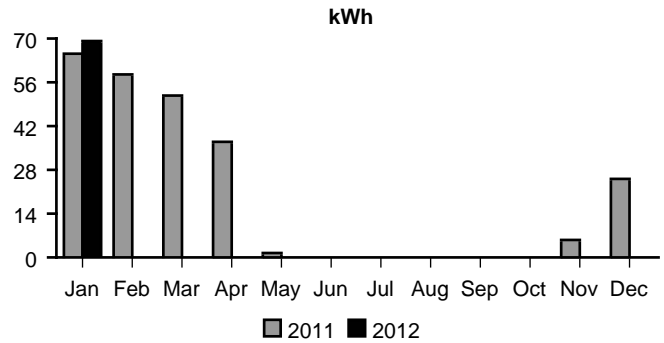
Total charges for electricity services \$303.31

* These services are currently provided by APS but may be provided by a competitive supplier.

Amount of electricity you used

Meter reading on Jan 13	13035
Meter reading on Dec 14	10933
Total electricity you used, in kWh	2102
Demand meter reading	10.77
Your billed demand in kW	11.0

Average daily electricity use per month



Comparing your monthly use

	This month	Last month	This month last year
Billing days	30	34	30
Average outdoor temperature	57°	59°	55°
Your total use in kWh	2102	878	1978
Your billed demand in kW	11.0	6.0	8.0
Your average daily cost	\$10.11	\$4.20	\$9.56

New charges for 345 S May Ave Spc 2m

Your service plan: Standard Rate
Service number: 4953S20283

Charges for electricity services

Cost of electricity you used

Basic service charge	\$1.89
Delivery service charge	\$26.71
Environmental benefits surcharge	\$5.80
Federal environmental improvement surcharge	\$0.12
System benefits charge	\$1.51
Power supply adjustment*	-\$4.07
Metering*	\$2.70
Meter reading*	\$1.86
Billing*	\$2.10
Generation of electricity*	\$35.69
Federal transmission and ancillary services*	\$3.74
Federal transmission cost adjustment*	\$3.03
System benefits adjustment	-\$0.18
Cost of electricity you used	\$80.90

Taxes and fees

Regulatory assessment	\$0.19
State sales tax	\$5.35
County sales tax	\$0.89
City sales tax	\$0.00
Franchise fee	\$0.00
Cost of electricity with taxes and fees	\$87.33

Total charges for electricity services \$87.33

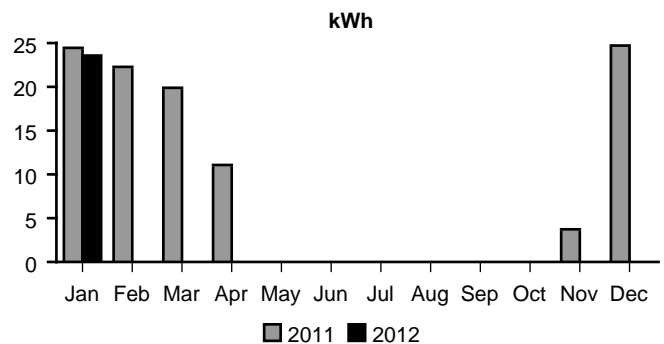
* These services are currently provided by APS but may be provided by a competitive supplier.

Meter number: W25000
Meter reading cycle: 12

Amount of electricity you used

Meter reading on Jan 13	5067
Meter reading on Dec 14	4347
Total electricity you used, in kWh	720

Average daily electricity use per month



Comparing your monthly use

	This month	Last month	This month last year
Billing days	30	34	30
Average outdoor temperature	57°	59°	55°
Your total use in kWh	720	856	746
Your average daily cost	\$2.91	\$3.02	\$2.96



Your electricity bill
January 23, 2012

Frank Cherek

Your account number
740316280

New charges for 345 S May Ave Spc 5m

Your service plan: Standard Rate
Service number: 2543S20288

Charges for electricity services

Cost of electricity you used

Basic service charge	\$1.89
Delivery service charge	\$14.39
Environmental benefits surcharge	\$4.77
Federal environmental improvement surcharge	\$0.06
System benefits charge	\$0.81
Power supply adjustment*	-\$2.20
Metering*	\$2.70
Meter reading*	\$1.86
Billing*	\$2.10
Generation of electricity*	\$19.23
Federal transmission and ancillary services*	\$2.02
Federal transmission cost adjustment*	\$1.63
System benefits adjustment	-\$0.10
Cost of electricity you used	\$49.16

Taxes and fees

Regulatory assessment	\$0.12
State sales tax	\$3.25
County sales tax	\$0.54
City sales tax	\$0.00
Franchise fee	\$0.00
Cost of electricity with taxes and fees	\$53.07

Total charges for electricity services \$53.07

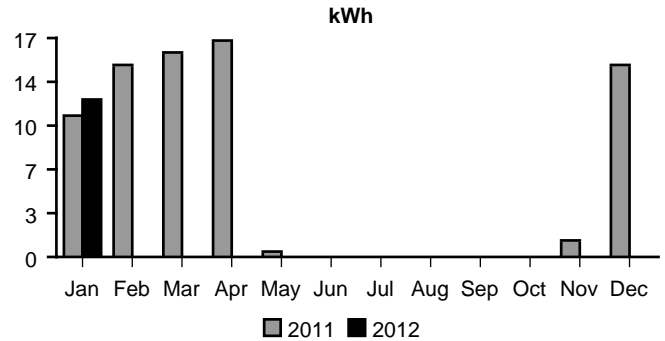
* These services are currently provided by APS but may be provided by a competitive supplier.

Meter number: W24968
Meter reading cycle: 12

Amount of electricity you used

Meter reading on Jan 13	3447
Meter reading on Dec 14	3059
Total electricity you used, in kWh	388

Average daily electricity use per month



Comparing your monthly use

	This month	Last month	This month last year
Billing days	30	34	30
Average outdoor temperature	57°	59°	55°
Your total use in kWh	388	533	349
Your average daily cost	\$1.76	\$2.05	\$1.60

Your electricity bill
January 23, 2012

Frank Cherek

Your account number
740316280

New charges for 345 S May Ave Unit B

Your service plan: Standard Rate
Service number: 0161S12282

Charges for electricity services

Cost of electricity you used

Basic service charge	\$1.89
Delivery service charge	\$0.11
Environmental benefits surcharge	\$0.04
Federal environmental improvement surcharge	\$0.00
System benefits charge	\$0.01
Power supply adjustment*	-\$0.02
Metering*	\$2.70
Meter reading*	\$1.86
Billing*	\$2.10
Generation of electricity*	\$0.15
Federal transmission and ancillary services*	\$0.02
Federal transmission cost adjustment*	\$0.01
Cost of electricity you used	\$8.87

Taxes and fees

Regulatory assessment	\$0.02
State sales tax	\$0.59
County sales tax	\$0.10
City sales tax	\$0.00
Franchise fee	\$0.00
Cost of electricity with taxes and fees	\$9.58

Total charges for electricity services \$9.58

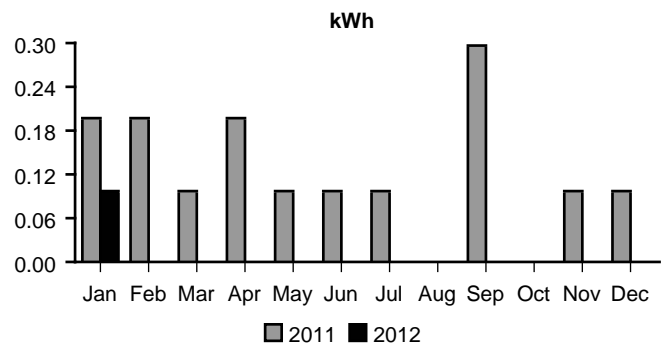
* These services are currently provided by APS but may be provided by a competitive supplier.

Meter number: W30068
Meter reading cycle: 12

Amount of electricity you used

Meter reading on Jan 13	57
Meter reading on Dec 14	54
Total electricity you used, in kWh	3

Average daily electricity use per month



Comparing your monthly use

	This month	Last month	This month last year
Billing days	30	34	30
Average outdoor temperature	57°	59°	55°
Your total use in kWh	3	3	5
Your average daily cost	\$0.31	\$0.31	\$0.32



Your electricity bill
January 23, 2012

Frank Cherek

Your account number
740316280

New charges for 345 S May Ave Spc 1

Your service plan: Standard Rate
Service number: 3843S20281

Charges for electricity services

Cost of electricity you used

Basic service charge	\$1.89
Delivery service charge	\$8.98
Environmental benefits surcharge	\$2.98
Federal environmental improvement surcharge	\$0.04
System benefits charge	\$0.51
Power supply adjustment*	-\$1.37
Metering*	\$2.70
Meter reading*	\$1.86
Billing*	\$2.10
Generation of electricity*	\$12.00
Federal transmission and ancillary services*	\$1.26
Federal transmission cost adjustment*	\$1.02
System benefits adjustment	-\$0.06
Cost of electricity you used	\$33.91

Taxes and fees

Regulatory assessment	\$0.08
State sales tax	\$2.24
County sales tax	\$0.37
City sales tax	\$0.00
Franchise fee	\$0.00
Cost of electricity with taxes and fees	\$36.60

Total charges for electricity services \$36.60

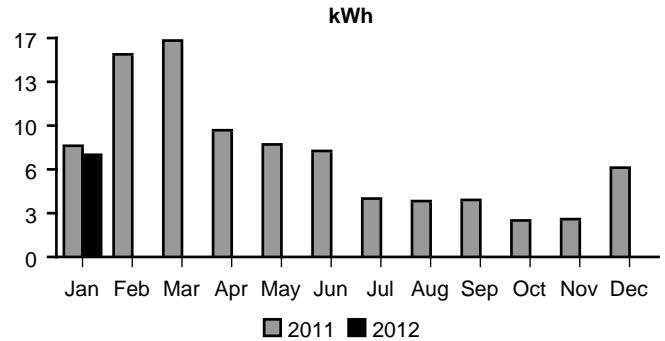
* These services are currently provided by APS but may be provided by a competitive supplier.

Meter number: W24967
Meter reading cycle: 12

Amount of electricity you used

Meter reading on Jan 13	4111
Meter reading on Dec 14	3869
Total electricity you used, in kWh	242

Average daily electricity use per month



Comparing your monthly use

	This month	Last month	This month last year
Billing days	30	34	30
Average outdoor temperature	57°	59°	55°
Your total use in kWh	242	240	263
Your average daily cost	\$1.22	\$1.11	\$1.28

Your electricity bill
January 23, 2012

Frank Cherek

Your account number
740316280

New charges for 345 S May Ave South

Your service plan: E-32 XS/S
Service number: 5933S20280
DBA: Lone Star Rv Park

Meter number: W51221
Meter reading cycle: 12

Charges for electricity services

Cost of electricity you used

Basic service charge	\$3.78
Delivery service charge	\$29.04
Demand charge - delivery	\$0.00
Environmental benefits surcharge	\$8.76
Federal environmental improvement surcharge	\$0.11
System benefits charge	\$1.50
Power supply adjustment*	-\$4.03
Metering*	\$12.09
Meter reading*	\$2.04
Billing*	\$2.25
Generation of electricity*	\$48.42
Federal transmission and ancillary services*	\$3.02
Federal transmission cost adjustment*	\$1.75
System benefits adjustment	-\$0.18
Cost of electricity you used	\$108.55

Taxes and fees

Regulatory assessment	\$0.20
State sales tax	\$7.18
County sales tax	\$1.20
City sales tax	\$0.00
Franchise fee	\$0.00
Cost of electricity with taxes and fees	\$117.13

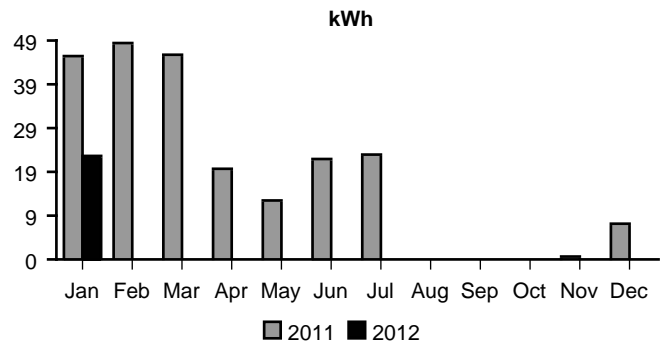
Total charges for electricity services \$117.13

* These services are currently provided by APS but may be provided by a competitive supplier.

Amount of electricity you used

Meter reading on Jan 13	10651
Meter reading on Dec 14	9939
Total electricity you used, in kWh	712
Demand meter reading	4.22
Your billed demand in kW	4.0

Average daily electricity use per month



Comparing your monthly use

	This month	Last month	This month last year
Billing days	30	34	30
Average outdoor temperature	57°	59°	55°
Your total use in kWh	712	289	1383
Your billed demand in kW	4.0	3.0	7.0
Your average daily cost	\$3.90	\$1.87	\$6.90