

Your electricity bill

Bill date: October 22, 2012

Frank Chernek

Your account number: 740316280

For service at: 6 locations

Summary of what you owe

	Amount owing on your previous bill	\$108.19
Less	Payments made through Oct 22	\$0.00
Equals	Your balance forward	\$108.19
Plus	Late charge (taxes included)	\$1.74
Plus	Your new charges (details on following pages)	
	Cost of electricity (with taxes and fees)	\$95.54
Equals	Total amount due	\$205.47

Due date: November 2, 2012

Questions or Office Locations?

Call 1-800-253-9405, 24 hours a day
Website: aps.com
Para servicio en español llame al:
1-800-252-9410

BE ON TIME WITH SUREPAY

Take the worry out of paying your electric bill on time. Sign up for SurePay, our automatic payment program. You'll always be on time and you'll even save some time. Just complete the enclosed form on page 2 of your bill and mail it in with your payment. Visit aps.com/SurePay to learn more.

Just a reminder, your usual timely payment has not been received. If you've already made your payment, thank you!

Page 1 of 9

See page 2 for more information.

When paying in person, please bring the bottom portion of your bill.



Your account number
740316280

Bill date
October 22, 2012

Mailing address or phone number change?

Check here and fill in the details on the back.

Total amount due: \$ **205.47**

Your optional contribution to SHARE: \$ _____

Total amount paid: \$ _____

Due date: **Nov 2, 2012**

FRANK CHERNEK
PMB 225
2554 W 16 ST
YUMA AZ 85364-4229



Things you need to know

Contacting APS

- E-mail us at aps@aps.com
- Call us at:
602-371-7171 (Phoenix) or 800-253-9405 (Other areas)
24 hours a day
- Para servicio en español llame al:
602-371-6861 (Phoenix) o 1-800-252-9410 (Otras areas)
- Hearing impaired:
Dial 711 - AZ Relay Service
- By mail: APS, Station 3200, PO Box 53933,
Phoenix AZ 85072-3933
- Blue Stake - Before you dig, call:
811 or 800-782-5348 from anywhere within Arizona
- Electrical emergencies other than power outages, call:
602-258-5483 (Phoenix) or 800-253-9408 (Other areas)

Important billing and collection information

Make checks payable to APS and mail to:
APS, PO Box 2906, Phoenix AZ 85062-2906

Credit and Collections:
602-371-7607 (Phoenix) or 1-800-253-9409 (Other areas)

All bills for utility services are due and payable no later than 15 days from the date of the bill. Any payments not received within this time-frame shall be considered delinquent and are subject to a late payment charge of 1.5% per month.

If your power is shut off for non-payment, you must pay all the delinquent amounts and a deposit or additional deposit before power is restored.

When you provide a check as payment, you authorize us either to use information from your check to make a one-time electronic funds transfer from your account or to process the payment as a check transaction. When we process your check electronically you will not receive your check back from your financial institution and funds may be withdrawn from your account on the same day we receive your payment.

Utility regulations and rates (Not an APS payment site)

Electricity regulations and rates are approved by:
Arizona Corporation Commission,
1200 W Washington, Phoenix AZ 85007
602-542-4251 (Phoenix) or 1-800-222-7000 (Other areas).
www.cc.state.az.us

Sign up for SurePay Automatic Payments!

Frank Chernek	Phone ()
Optional SHARE Contribution to be added to my Monthly Bill (\$1 to \$9) \$_____	
My signature authorizes APS to electronically debit my bank account on the billing due date to pay the total amount due each month. Use the enclosed check payment to set up automatic payments. To terminate SurePay, I will contact APS. (Intended for mailed-in payments only. No counter checks.)	
Signature:	

Mailing address or phone number change

First name, middle name, last name		
Address (number, street name)		
City	State	Zip + 4
Home phone ()	Business phone ()	



PO BOX 2906
PHOENIX AZ 85062-2906
APSDFTTTDDTAACFATTATDLCFATFTANFADFTLDFFTFAFF/AF/ADDFDANF/AF/TF/ADDTDT

Your electricity bill
October 22, 2012

Frank Chernek

Your account number
740316280

Summary of charges by service address

Service number	Service address	Total electricity used (kWh)	Billed demand (kW)	Other charges and credits (\$)	Total charges (\$)
1543S20288	345 S May Ave North, Yuma Lone Park Rv	7	1.0	\$0.00	\$22.11
4953S20283	345 S May Ave Spc 2m, Yuma	0	0.0	\$0.00	\$8.93
2543S20288	345 S May Ave Spc 5m, Yuma	0	0.0	\$0.00	\$8.93
0161S12282	345 S May Ave Unit B, Yuma	0	0.0	\$0.00	\$8.93
3843S20281	345 S May Ave Spc 1, Yuma	137	0.0	\$0.00	\$24.85
5933S20280	345 S May Ave South, Yuma Lone Star Rv Park	5	0.0	\$0.00	\$21.79
Total		149		\$0.00	\$95.54



Your electricity bill
October 22, 2012

Frank Cherek

Your account number
740316280

New charges for 345 S May Ave North

Your service plan: E-32 XS/S
Service number: 1543S20288
DBA: Lone Park Rv

Meter number: W51222
Meter reading cycle: 12

Charges for electricity services

Cost of electricity you used

Customer account charge	\$3.65
Delivery service charge	\$0.29
Demand charge - delivery	\$0.00
Environmental benefits surcharge	\$0.07
Federal environmental improvement surcharge	\$0.00
System benefits charge	\$0.02
Power supply adjustment*	-\$0.03
Metering*	\$11.69
Meter reading*	\$1.97
Billing*	\$2.18
Generation of electricity*	\$0.60
Federal transmission and ancillary services*	\$0.03
Federal transmission cost adjustment*	\$0.02
Cost of electricity you used	\$20.49

Taxes and fees

Regulatory assessment	\$0.04
State sales tax	\$1.35
County sales tax	\$0.23
City sales tax	\$0.00
Franchise fee	\$0.00
Cost of electricity with taxes and fees	\$22.11

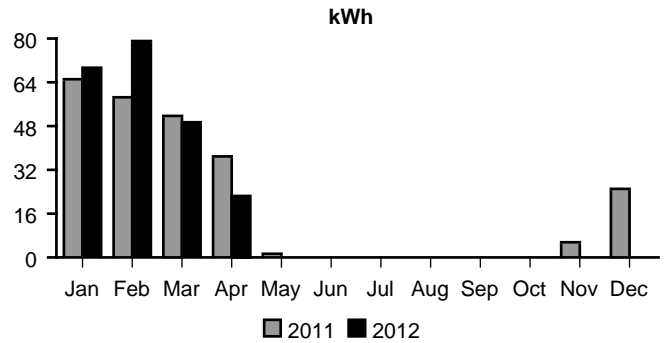
Total charges for electricity services \$22.11

* These services are currently provided by APS but may be provided by a competitive supplier.

Amount of electricity you used

Meter reading on Oct 18	17922
Meter reading on Sep 19	17915
Total electricity you used, in kWh	7
Demand meter reading	1.48
Your billed demand in kW	1.0

Average daily electricity use per month



Comparing your monthly use

	This month	Last month	This month last year
Billing days	29	30	29
Average outdoor temperature	85°	91°	84°
Your total use in kWh	7	5	7
Your billed demand in kW	1.0	0.0	0.0
Your average daily cost	\$0.76	\$0.75	\$0.76

Your electricity bill
October 22, 2012

Frank Cherek

Your account number
740316280

New charges for 345 S May Ave Spc 2m

Your service plan: Standard Rate
Service number: 4953S20283

Charges for electricity services

Cost of electricity you used

Customer account charge	\$1.83
Delivery service charge	\$0.00
Environmental benefits surcharge	\$0.00
Federal environmental improvement surcharge	\$0.00
System benefits charge	\$0.00
Power supply adjustment*	\$0.00
Metering*	\$2.61
Meter reading*	\$1.80
Billing*	\$2.03
Generation of electricity*	\$0.00
Federal transmission and ancillary services*	\$0.00
Federal transmission cost adjustment*	\$0.00
Cost of electricity you used	\$8.27

Taxes and fees

Regulatory assessment	\$0.02
State sales tax	\$0.55
County sales tax	\$0.09
City sales tax	\$0.00
Franchise fee	\$0.00
Cost of electricity with taxes and fees	\$8.93

Total charges for electricity services \$8.93

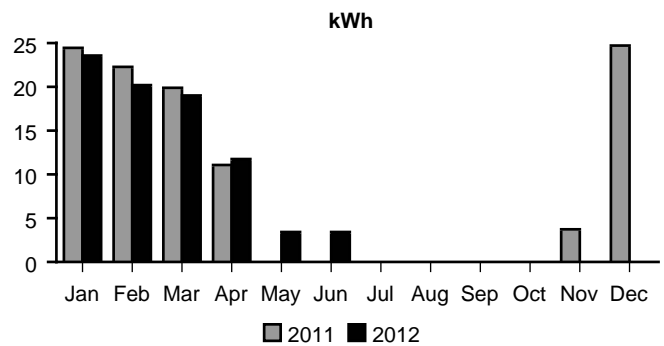
* These services are currently provided by APS but may be provided by a competitive supplier.

Meter number: W25000
Meter reading cycle: 12

Amount of electricity you used

Meter reading on Oct 18	6953
Meter reading on Sep 19	6953
Total electricity you used, in kWh	0

Average daily electricity use per month



Comparing your monthly use

	This month	Last month	This month last year
Billing days	29	30	29
Average outdoor temperature	85°	91°	84°
Your total use in kWh	0	2	5
Your average daily cost	\$0.30	\$0.31	\$0.32



Your electricity bill
October 22, 2012

Frank Cherek

Your account number
740316280

New charges for 345 S May Ave Spc 5m

Your service plan: Standard Rate
Service number: 2543S20288

Charges for electricity services

Cost of electricity you used

Customer account charge	\$1.83
Delivery service charge	\$0.00
Environmental benefits surcharge	\$0.00
Federal environmental improvement surcharge	\$0.00
System benefits charge	\$0.00
Power supply adjustment*	\$0.00
Metering*	\$2.61
Meter reading*	\$1.80
Billing*	\$2.03
Generation of electricity*	\$0.00
Federal transmission and ancillary services*	\$0.00
Federal transmission cost adjustment*	\$0.00
Cost of electricity you used	\$8.27

Taxes and fees

Regulatory assessment	\$0.02
State sales tax	\$0.55
County sales tax	\$0.09
City sales tax	\$0.00
Franchise fee	\$0.00
Cost of electricity with taxes and fees	\$8.93

Total charges for electricity services \$8.93

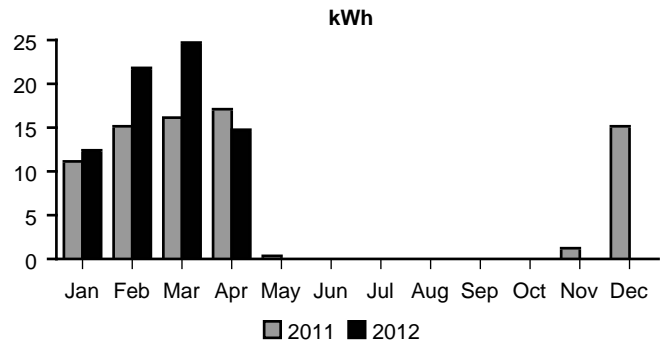
* These services are currently provided by APS but may be provided by a competitive supplier.

Meter number: W24968
Meter reading cycle: 12

Amount of electricity you used

Meter reading on Oct 18	5448
Meter reading on Sep 19	5448
Total electricity you used, in kWh	0

Average daily electricity use per month



Comparing your monthly use

	This month	Last month	This month last year
Billing days	29	30	29
Average outdoor temperature	85°	91°	84°
Your total use in kWh	0	0	0
Your average daily cost	\$0.30	\$0.30	\$0.30

Your electricity bill
October 22, 2012

Frank Cherek

Your account number
740316280

New charges for 345 S May Ave Unit B

Your service plan: Standard Rate
Service number: 0161S12282

Charges for electricity services

Cost of electricity you used

Customer account charge	\$1.83
Delivery service charge	\$0.00
Environmental benefits surcharge	\$0.00
Federal environmental improvement surcharge	\$0.00
System benefits charge	\$0.00
Power supply adjustment*	\$0.00
Metering*	\$2.61
Meter reading*	\$1.80
Billing*	\$2.03
Generation of electricity*	\$0.00
Federal transmission and ancillary services*	\$0.00
Federal transmission cost adjustment*	\$0.00
Cost of electricity you used	\$8.27

Taxes and fees

Regulatory assessment	\$0.02
State sales tax	\$0.55
County sales tax	\$0.09
City sales tax	\$0.00
Franchise fee	\$0.00
Cost of electricity with taxes and fees	\$8.93

Total charges for electricity services \$8.93

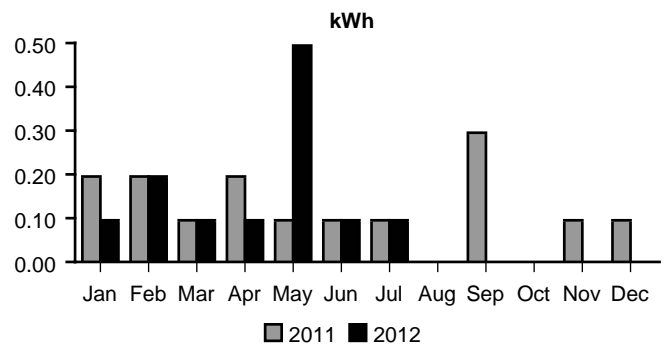
* These services are currently provided by APS but may be provided by a competitive supplier.

Meter number: W30068
Meter reading cycle: 12

Amount of electricity you used

Meter reading on Oct 18	89
Meter reading on Sep 19	89
Total electricity you used, in kWh	0

Average daily electricity use per month



Comparing your monthly use

	This month	Last month	This month last year
Billing days	29	30	29
Average outdoor temperature	85°	91°	84°
Your total use in kWh	0	0	1
Your average daily cost	\$0.30	\$0.30	\$0.31



Your electricity bill
October 22, 2012

Frank Cherek

Your account number
740316280

New charges for 345 S May Ave Spc 1

Your service plan: Standard Rate
Service number: 3843S20281

Charges for electricity services

Cost of electricity you used

Customer account charge	\$1.83
Delivery service charge	\$3.70
Environmental benefits surcharge	\$1.32
Federal environmental improvement surcharge	\$0.00
System benefits charge	\$0.41
Power supply adjustment*	-\$0.57
Metering*	\$2.61
Meter reading*	\$1.80
Billing*	\$2.03
Generation of electricity*	\$8.45
Federal transmission and ancillary services*	\$0.71
Federal transmission cost adjustment*	\$0.74
Cost of electricity you used	\$23.03

Taxes and fees

Regulatory assessment	\$0.05
State sales tax	\$1.52
County sales tax	\$0.25
City sales tax	\$0.00
Franchise fee	\$0.00
Cost of electricity with taxes and fees	\$24.85

Total charges for electricity services \$24.85

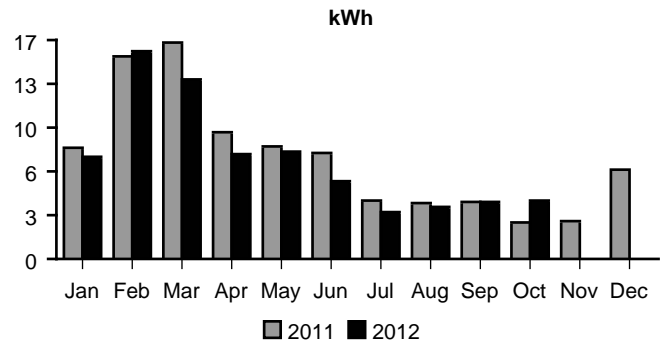
* These services are currently provided by APS but may be provided by a competitive supplier.

Meter number: W24967
Meter reading cycle: 12

Amount of electricity you used

Meter reading on Oct 18	6317
Meter reading on Sep 19	6180
Total electricity you used, in kWh	137

Average daily electricity use per month



Comparing your monthly use

	This month	Last month	This month last year
Billing days	29	30	29
Average outdoor temperature	85°	91°	84°
Your total use in kWh	137	139	88
Your average daily cost	\$0.85	\$0.84	\$0.66

Your electricity bill
October 22, 2012

Frank Cherek

Your account number
740316280

New charges for 345 S May Ave South

Your service plan: E-32 XS/S
Service number: 5933S20280
DBA: Lone Star Rv Park

Meter number: W51221
Meter reading cycle: 12

Charges for electricity services

Cost of electricity you used

Customer account charge	\$3.65
Delivery service charge	\$0.21
Demand charge - delivery	\$0.00
Environmental benefits surcharge	\$0.04
Federal environmental improvement surcharge	\$0.00
System benefits charge	\$0.01
Power supply adjustment*	-\$0.02
Metering*	\$11.69
Meter reading*	\$1.97
Billing*	\$2.18
Generation of electricity*	\$0.43
Federal transmission and ancillary services*	\$0.02
Federal transmission cost adjustment*	\$0.01
Cost of electricity you used	\$20.19

Taxes and fees

Regulatory assessment	\$0.04
State sales tax	\$1.34
County sales tax	\$0.22
City sales tax	\$0.00
Franchise fee	\$0.00
Cost of electricity with taxes and fees	\$21.79

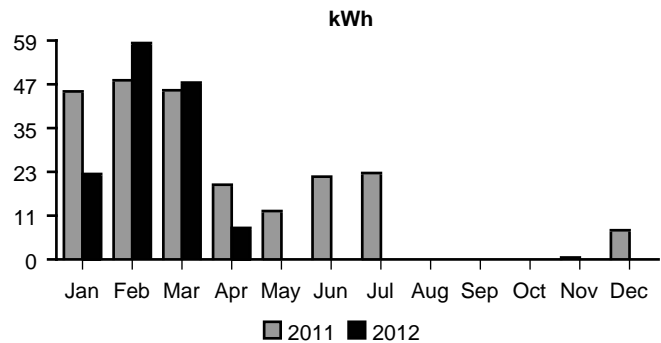
Total charges for electricity services \$21.79

* These services are currently provided by APS but may be provided by a competitive supplier.

Amount of electricity you used

Meter reading on Oct 18	14377
Meter reading on Sep 19	14372
Total electricity you used, in kWh	5
Demand meter reading	0.00
Your billed demand in kW	0.0

Average daily electricity use per month



Comparing your monthly use

	This month	Last month	This month last year
Billing days	29	30	29
Average outdoor temperature	85°	91°	84°
Your total use in kWh	5	5	6
Your billed demand in kW	0.0	0.0	0.0
Your average daily cost	\$0.75	\$0.75	\$0.75