

# Your electricity bill

Bill date: January 23, 2013

## Summary of what you owe

Amount owing on your previous bill	\$354.15
<b>Less</b> Payment made on Dec 31, thank you	<b>-\$354.15</b>
<b>Equals</b> Your balance forward	<b>\$0.00</b>
<b>Plus</b> Your new charges (details on following pages)	
Cost of electricity (with taxes and fees)	\$419.22
<b>Equals Total amount due</b>	<b>\$419.22</b>

**Due date: February 5, 2013**

**Frank Chernek**

**Your account number: 740316280**

**For service at:** 6 locations

### Questions or Office Locations?

Call 1-800-253-9405, 24 hours a day

Website: aps.com

Para servicio en español llame al:

1-800-252-9410

### New Charge on Your Bill Beginning March 2013

In May 2012, the Arizona Corporation Commission (ACC) approved new rates for APS. Because more customers are installing renewable energy systems such as solar and wind, and energy efficiency measures such as compact fluorescent light bulbs and refrigerator recycling, APS is selling less electricity, but fixed costs remain. APS is allowed to implement a new charge to recover a portion of the fixed costs. Fixed costs are for items that are needed regardless of how much electricity is sold, such as power poles, wires and other delivery infrastructure. As a result, the Lost Fixed Cost Recovery (LFCR) charge will begin appearing on your bill in March 2013. For more information, visit [aps.com/LFCR](http://aps.com/LFCR).

Page 1 of 9

See page 2 for more information.



**Your account number**

**740316280**

**Bill date**

**January 23, 2013**

☐ Mailing address or phone number change?

Check here and fill in the details on the back.

FRANK CHERNEK  
PMB 225  
2554 W 16 ST  
YUMA AZ 85364-4229

**When paying in person, please  
bring the bottom portion of your bill.**

**Total amount due: \$ 419.22**

**Your optional contribution  
to SHARE: \$ \_\_\_\_\_**

**Total amount paid: \$ \_\_\_\_\_**

**Due date: Feb 5, 2013**

## Things you need to know

## Contacting APS

- E-mail us at [aps@aps.com](mailto:aps@aps.com)
- Call us at:  
602-371-7171 (Phoenix) or 800-253-9405 (Other areas)  
24 hours a day
- Para servicio en español llame al:  
602-371-6861 (Phoenix) o 1-800-252-9410 (Otras áreas)
- Hearing impaired:  
Dial 711 - AZ Relay Service
- By mail: APS, Station 3200, PO Box 53933,  
Phoenix AZ 85072-3933
- Blue Stake - Before you dig, call:  
811 or 800-782-5348 from anywhere within Arizona
- Electrical emergencies other than power outages, call:  
602-258-5483 (Phoenix) or 800-253-9408 (Other areas)

### Important billing and collection information

Make checks payable to APS and mail to:  
APS, PO Box 2906, Phoenix AZ 85062-2906

Credit and Collections:  
602-371-7607 (Phoenix) or 1-800-253-9409 (Other areas)

All bills for utility services are due and payable no later than 15 days from the date of the bill. Any payments not received within this time-frame shall be considered delinquent and are subject to a late payment charge of 1.5% per month.

If your power is shut off for non-payment, you must pay all the delinquent amounts and a deposit or additional deposit before power is restored.

When you provide a check as payment, you authorize us either to use information from your check to make a one-time electronic funds transfer from your account or to process the payment as a check transaction. When we process your check electronically you will not receive your check back from your financial institution and funds may be withdrawn from your account on the same day we receive your payment.

## Utility regulations and rates (Not an APS payment site)

Electricity regulations and rates are approved by:  
Arizona Corporation Commission,  
1200 W Washington, Phoenix AZ 85007  
602-542-4251 (Phoenix) or 1-800-222-7000 (Other areas).  
[www.cc.state.az.us](http://www.cc.state.az.us)

Page 2 of 9

**Sign up for SurePay Automatic Payments!**

Frank Chernek Phone ( )

Optional SHARE Contribution to be added to my Monthly Bill (\$1 to \$9) \$

My signature authorizes APS to electronically debit my bank account on the billing due date to pay the total amount due each month. Use the enclosed check payment to set up automatic payments. To terminate SurePay, I will contact APS. (Intended for mailed-in payments only. No counter checks.)

**Signature:**

**Mailing address or phone number change**

First name, middle name, last name		
Address (number, street name)		
City	State	Zip + 4
Home phone (       )		Business phone (       )



PO BOX 2906  
PHOENIX AZ 85062-2906

Your electricity bill  
January 23, 2013

Frank Chernek

Your account number  
740316280

## Summary of charges by service address

Service number	Service address	Total electricity used (kWh)	Billed demand (kW)	Other charges and credits (\$)	Total charges (\$)
1543S20288	345 S May Ave North, Yuma Lone Park Rv	1486	7.0	\$0.00	\$223.40
4953S20283	345 S May Ave Spc 2m, Yuma	404	0.0	\$0.00	\$55.02
2543S20288	345 S May Ave Spc 5m, Yuma	500	0.0	\$0.00	\$65.19
0161S12282	345 S May Ave Unit B, Yuma	47	0.0	\$0.00	\$14.55
3843S20281	345 S May Ave Spc 1, Yuma	258	0.0	\$0.00	\$38.49
5933S20280	345 S May Ave South, Yuma Lone Star Rv Park	6	0.0	\$0.00	\$22.57
<b>Total</b>		<b>2701</b>		<b>\$0.00</b>	<b>\$419.22</b>



Your electricity bill  
January 23, 2013

Frank Chernek

Your account number  
740316280

## New charges for 345 S May Ave North

Your service plan: E-32 XS/S  
Service number: 1543S20288  
DBA: Lone Park Rv

Meter number: W51222  
Meter reading cycle: 12

### Charges for electricity services

#### Cost of electricity you used

Customer account charge	\$3.78
Delivery service charge	\$61.94
Demand charge - delivery	\$0.00
Environmental benefits surcharge	\$14.39
System benefits charge	\$4.41
Power supply adjustment*	-\$6.21
Metering*	\$12.09
Meter reading*	\$2.04
Billing*	\$2.25
Generation of electricity*	\$102.24
Federal transmission and ancillary services*	\$6.30
Federal transmission cost adjustment*	\$3.79
Cost of electricity you used	\$207.02

#### Taxes and fees

Regulatory assessment	\$0.41
State sales tax	\$13.69
County sales tax	\$2.28
City sales tax	\$0.00
Franchise fee	\$0.00
Cost of electricity with taxes and fees	\$223.40

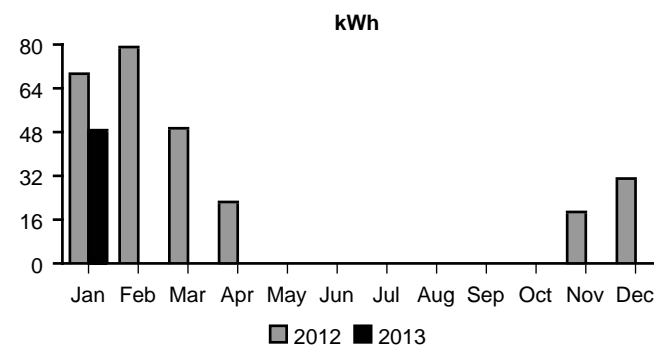
**Total charges for electricity services \$223.40**

\* These services are currently provided by APS but may be provided by a competitive supplier.

### Amount of electricity you used

Meter reading on Jan 18	21024
Meter reading on Dec 19	19538
<b>Total electricity you used, in kWh</b>	<b>1486</b>
Demand meter reading	6.92
<b>Your billed demand in kW</b>	<b>7.0</b>

#### Average daily electricity use per month



### Comparing your monthly use

	This month	Last month	This month last year
Billing days	30	33	30
Average outdoor temperature	52°	64°	57°
Your total use in kWh	1486	1048	2102
Your billed demand in kW	7.0	5.0	11.0
Your average daily cost	\$7.44	\$5.03	\$10.11

Your electricity bill  
January 23, 2013

Frank Chernek

Your account number  
740316280

## New charges for 345 S May Ave Spc 2m

Your service plan: Standard Rate  
Service number: 4953S20283

### Charges for electricity services

#### Cost of electricity you used

Customer account charge	\$1.89
Delivery service charge	\$10.91
Environmental benefits surcharge	\$3.88
System benefits charge	\$1.20
Power supply adjustment*	-\$1.69
Metering*	\$2.70
Meter reading*	\$1.86
Billing*	\$2.10
Generation of electricity*	\$23.84
Federal transmission and ancillary services*	\$2.10
Federal transmission cost adjustment*	\$2.18
Cost of electricity you used	\$50.97

#### Taxes and fees

Regulatory assessment	\$0.12
State sales tax	\$3.37
County sales tax	\$0.56
City sales tax	\$0.00
Franchise fee	\$0.00
Cost of electricity with taxes and fees	\$55.02

**Total charges for electricity services \$55.02**

\* These services are currently provided by APS but may be provided by a competitive supplier.

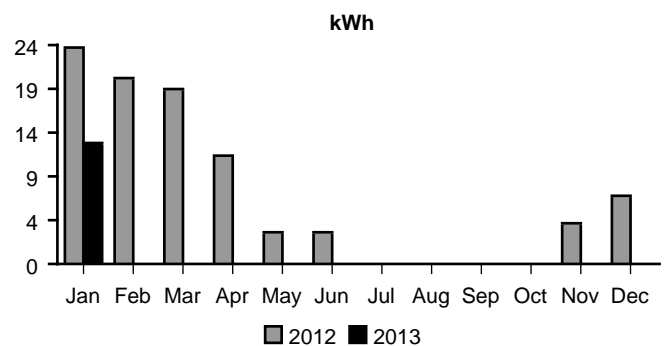
Meter number: W25000

Meter reading cycle: 12

### Amount of electricity you used

Meter reading on Jan 18	7747
Meter reading on Dec 19	7343
<b>Total electricity you used, in kWh</b>	<b>404</b>

### Average daily electricity use per month



### Comparing your monthly use

	This month	Last month	This month last year
Billing days	30	33	30
Average outdoor temperature	52°	64°	57°
Your total use in kWh	404	253	720
Your average daily cost	\$1.83	\$1.17	\$2.91



Your electricity bill  
January 23, 2013

Frank Chernek

Your account number  
740316280

## New charges for 345 S May Ave Spc 5m

Your service plan: Standard Rate  
Service number: 2543S20288

### Charges for electricity services

#### Cost of electricity you used

Customer account charge	\$1.89
Delivery service charge	\$13.50
Environmental benefits surcharge	\$4.14
System benefits charge	\$1.49
Power supply adjustment*	-\$2.09
Metering*	\$2.70
Meter reading*	\$1.86
Billing*	\$2.10
Generation of electricity*	\$29.50
Federal transmission and ancillary services*	\$2.60
Federal transmission cost adjustment*	\$2.70
Cost of electricity you used	\$60.39

#### Taxes and fees

Regulatory assessment	\$0.14
State sales tax	\$3.99
County sales tax	\$0.67
City sales tax	\$0.00
Franchise fee	\$0.00
Cost of electricity with taxes and fees	\$65.19

**Total charges for electricity services \$65.19**

\* These services are currently provided by APS but may be provided by a competitive supplier.

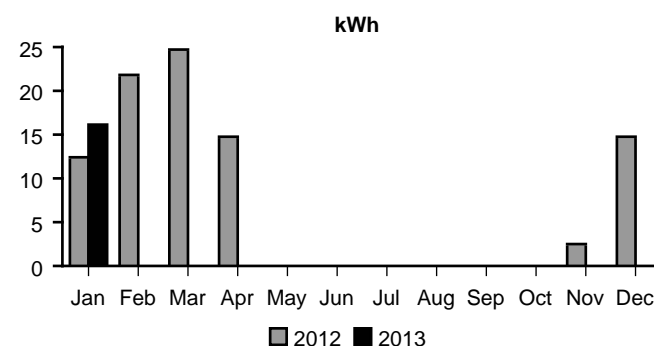
Meter number: W24968

Meter reading cycle: 12

### Amount of electricity you used

Meter reading on Jan 18	6534
Meter reading on Dec 19	6034
<b>Total electricity you used, in kWh</b>	<b>500</b>

### Average daily electricity use per month



### Comparing your monthly use

	This month	Last month	This month last year
Billing days	30	33	30
Average outdoor temperature	52°	64°	57°
Your total use in kWh	500	505	388
Your average daily cost	\$2.17	\$2.01	\$1.76

Your electricity bill  
January 23, 2013

Frank Chernek

Your account number  
740316280

## New charges for 345 S May Ave Unit B

Your service plan: Standard Rate  
Service number: 0161S12282

### Charges for electricity services

#### Cost of electricity you used

Customer account charge	\$1.89
Delivery service charge	\$1.27
Environmental benefits surcharge	\$0.46
System benefits charge	\$0.14
Power supply adjustment*	-\$0.20
Metering*	\$2.70
Meter reading*	\$1.86
Billing*	\$2.10
Generation of electricity*	\$2.77
Federal transmission and ancillary services*	\$0.24
Federal transmission cost adjustment*	\$0.25
Cost of electricity you used	\$13.48

#### Taxes and fees

Regulatory assessment	\$0.03
State sales tax	\$0.89
County sales tax	\$0.15
City sales tax	\$0.00
Franchise fee	\$0.00
Cost of electricity with taxes and fees	\$14.55

**Total charges for electricity services \$14.55**

\* These services are currently provided by APS but may be provided by a competitive supplier.

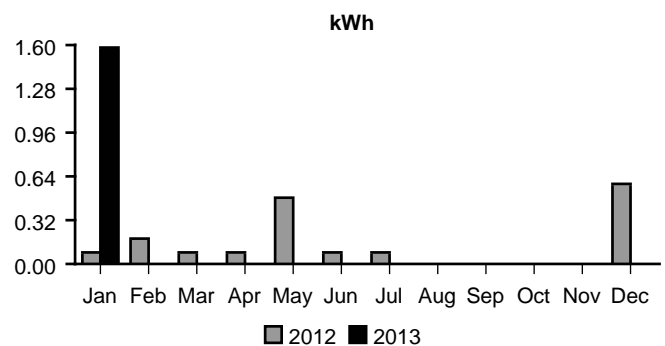
Meter number: W30068

Meter reading cycle: 12

### Amount of electricity you used

Meter reading on Jan 18	155
Meter reading on Dec 19	108
<b>Total electricity you used, in kWh</b>	<b>47</b>

### Average daily electricity use per month



### Comparing your monthly use

	This month	Last month	This month last year
Billing days	30	33	30
Average outdoor temperature	52°	64°	57°
Your total use in kWh	47	19	3
Your average daily cost	\$0.48	\$0.37	\$0.31



Your electricity bill  
January 23, 2013

Frank Chernek

Your account number  
740316280

## New charges for 345 S May Ave Spc 1

Your service plan: Standard Rate  
Service number: 3843S20281

### Charges for electricity services

#### Cost of electricity you used

Customer account charge	\$1.89
Delivery service charge	\$6.97
Environmental benefits surcharge	\$2.50
System benefits charge	\$0.77
Power supply adjustment*	-\$1.08
Metering*	\$2.70
Meter reading*	\$1.86
Billing*	\$2.10
Generation of electricity*	\$15.22
Federal transmission and ancillary services*	\$1.34
Federal transmission cost adjustment*	\$1.39
Cost of electricity you used	\$35.66

#### Taxes and fees

Regulatory assessment	\$0.08
State sales tax	\$2.36
County sales tax	\$0.39
City sales tax	\$0.00
Franchise fee	\$0.00
Cost of electricity with taxes and fees	\$38.49

**Total charges for electricity services \$38.49**

\* These services are currently provided by APS but may be provided by a competitive supplier.

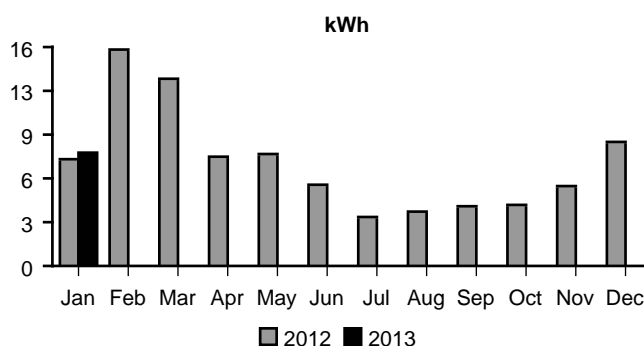
Meter number: W24967

Meter reading cycle: 12

### Amount of electricity you used

Meter reading on Jan 18	7063
Meter reading on Dec 19	6805
<b>Total electricity you used, in kWh</b>	<b>258</b>

### Average daily electricity use per month



### Comparing your monthly use

	This month	Last month	This month last year
Billing days	30	33	30
Average outdoor temperature	52°	64°	57°
Your total use in kWh	258	311	242
Your average daily cost	\$1.28	\$1.37	\$1.22



Your electricity bill  
January 23, 2013

Frank Chernek

Your account number  
740316280

## New charges for 345 S May Ave South

Your service plan: E-32 XS/S  
Service number: 5933S20280  
DBA: Lone Star Rv Park

Meter number: W51221  
Meter reading cycle: 12

### Charges for electricity services

#### Cost of electricity you used

Customer account charge	\$3.78
Delivery service charge	\$0.25
Demand charge - delivery	\$0.00
Environmental benefits surcharge	\$0.06
System benefits charge	\$0.02
Power supply adjustment*	-\$0.03
Metering*	\$12.09
Meter reading*	\$2.04
Billing*	\$2.25
Generation of electricity*	\$0.41
Federal transmission and ancillary services*	\$0.03
Federal transmission cost adjustment*	\$0.02
Cost of electricity you used	\$20.92

#### Taxes and fees

Regulatory assessment	\$0.04
State sales tax	\$1.38
County sales tax	\$0.23
City sales tax	\$0.00
Franchise fee	\$0.00
Cost of electricity with taxes and fees	\$22.57

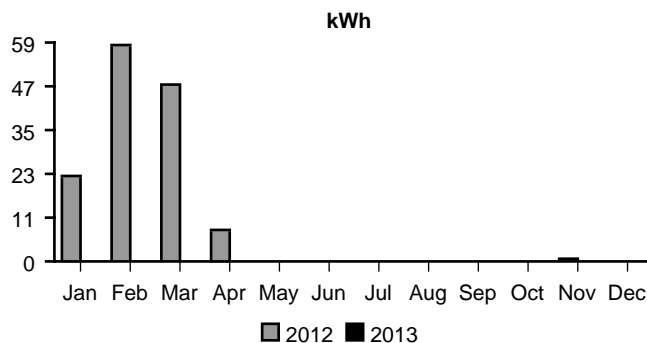
**Total charges for electricity services** **\$22.57**

\* These services are currently provided by APS but may be provided by a competitive supplier.

### Amount of electricity you used

Meter reading on Jan 18	14427
Meter reading on Dec 19	14421
<b>Total electricity you used, in kWh</b>	<b>6</b>
Demand meter reading	0.00
<b>Your billed demand in kW</b>	<b>0.0</b>

#### Average daily electricity use per month



### Comparing your monthly use

	This month	Last month	This month last year
Billing days	30	33	30
Average outdoor temperature	52°	64°	57°
Your total use in kWh	6	6	712
Your billed demand in kW	0.0	0.0	4.0
Your average daily cost	\$0.75	\$0.75	\$3.90