

# Your electricity bill

Bill date: February 21, 2013

## Summary of what you owe

Amount owing on your previous bill		\$419.22
<b>Less</b>	Payment made on Jan 25, thank you	-\$419.22
<b>Equals</b>	Your balance forward	\$0.00
<b>Plus</b>	Your new charges (details on following pages)	
	Cost of electricity (with taxes and fees)	\$507.62
<b>Equals</b>	<b>Total amount due</b>	<b>\$507.62</b>

**Due date: March 6, 2013**

**Frank Chernek**

**Your account number: 740316280**

**For service at:** 6 locations

### Questions or Office Locations?

Call 1-800-253-9405, 24 hours a day

Website: aps.com

Para servicio en español llame al:

1-800-252-9410

### BE ON TIME WITH SUREPAY

Take the worry out of paying your electric bill on time. Sign up for SurePay, our automatic payment program. You'll always be on time and you'll even save some time. Just complete the enclosed form on page 2 of your bill and mail it in with your payment. Visit [aps.com/SurePay](http://aps.com/SurePay) to learn more.

Page 1 of 9

See page 2 for more information.



**Your account number**

**740316280**

**Bill date**

**February 21, 2013**

☐ Mailing address or phone number change?

Check here and fill in the details on the back.

FRANK CHERNEK  
PMB 225  
2554 W 16 ST  
YUMA AZ 85364-4229

**When paying in person, please  
bring the bottom portion of your bill.**

**Total amount due: \$ 507.62**

**Your optional contribution  
to SHARE: \$ \_\_\_\_\_**

**Total amount paid: \$ \_\_\_\_\_**

**Due date: Mar 6, 2013**

X

Your electricity bill  
February 21, 2013

Frank Chernek

Your account number  
740316280

## Summary of charges by service address

Service number	Service address	Total electricity used (kWh)	Billed demand (kW)	Other charges and credits (\$)	Total charges (\$)
1543S20288	345 S May Ave North, Yuma Lone Park Rv	1190	6.0	\$0.00	\$195.11
4953S20283	345 S May Ave Spc 2m, Yuma	298	0.0	\$0.00	\$46.27
2543S20288	345 S May Ave Spc 5m, Yuma	399	0.0	\$0.00	\$58.60
0161S12282	345 S May Ave Unit B, Yuma	55	0.0	\$0.00	\$16.59
3843S20281	345 S May Ave Spc 1, Yuma	301	0.0	\$0.00	\$46.64
5933S20280	345 S May Ave South, Yuma Lone Star Rv Park	839	5.0	\$0.00	\$144.41
<b>Total</b>		<b>3082</b>		<b>\$0.00</b>	<b>\$507.62</b>



Your electricity bill  
February 21, 2013

Frank Chernek

Your account number  
740316280

## New charges for 345 S May Ave North

Your service plan: E-32 XS/S  
Service number: 1543S20288  
DBA: Lone Park Rv

Meter number: W51222  
Meter reading cycle: 12

### Charges for electricity services

#### Cost of electricity you used

Customer account charge	\$4.03
Delivery service charge	\$49.60
Demand charge - delivery	\$0.00
Environmental benefits surcharge	\$14.62
System benefits charge	\$3.53
Power supply adjustment*	\$1.59
Metering*	\$12.90
Meter reading*	\$2.18
Billing*	\$2.40
Generation of electricity*	\$81.87
Federal transmission and ancillary services*	\$5.05
Federal transmission cost adjustment*	\$3.03
Cost of electricity you used	\$180.80

#### Taxes and fees

Regulatory assessment	\$0.36
State sales tax	\$11.96
County sales tax	\$1.99
City sales tax	\$0.00
Franchise fee	\$0.00
Cost of electricity with taxes and fees	\$195.11

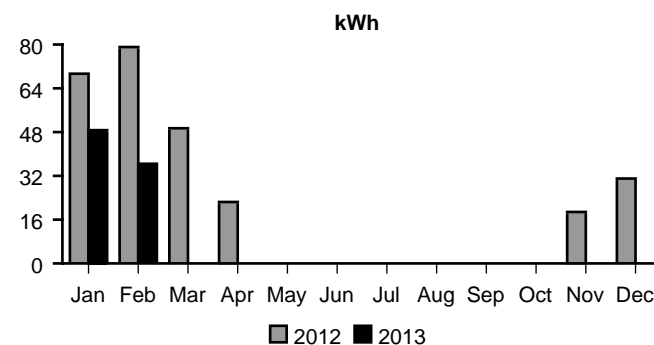
**Total charges for electricity services \$195.11**

\* These services are currently provided by APS but may be provided by a competitive supplier.

### Amount of electricity you used

Meter reading on Feb 19	22214
Meter reading on Jan 18	21024
<b>Total electricity you used, in kWh</b>	<b>1190</b>
Demand meter reading	6.33
<b>Your billed demand in kW</b>	<b>6.0</b>

#### Average daily electricity use per month



### Comparing your monthly use

	This month	Last month	This month last year
Billing days	32	30	32
Average outdoor temperature	60°	52°	59°
Your total use in kWh	1190	1486	2559
Your billed demand in kW	6.0	7.0	10.0
Your average daily cost	\$6.09	\$7.44	\$11.56

Your electricity bill  
February 21, 2013

Frank Chernek

Your account number  
740316280

## New charges for 345 S May Ave Spc 2m

Your service plan: Standard Rate  
Service number: 4953S20283

### Charges for electricity services

#### Cost of electricity you used

Customer account charge	\$2.02
Delivery service charge	\$8.05
Environmental benefits surcharge	\$3.66
System benefits charge	\$0.89
Power supply adjustment*	\$0.40
Metering*	\$2.88
Meter reading*	\$1.98
Billing*	\$2.24
Generation of electricity*	\$17.58
Federal transmission and ancillary services*	\$1.55
Federal transmission cost adjustment*	\$1.61
Cost of electricity you used	\$42.86

#### Taxes and fees

Regulatory assessment	\$0.10
State sales tax	\$2.84
County sales tax	\$0.47
City sales tax	\$0.00
Franchise fee	\$0.00
Cost of electricity with taxes and fees	\$46.27

**Total charges for electricity services \$46.27**

\* These services are currently provided by APS but may be provided by a competitive supplier.

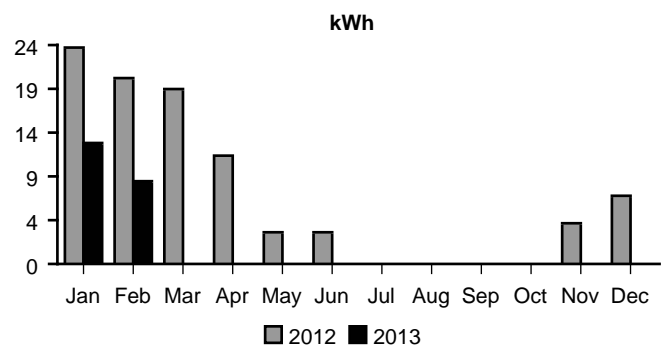
Meter number: W25000

Meter reading cycle: 12

### Amount of electricity you used

Meter reading on Feb 19	8045
Meter reading on Jan 18	7747
<b>Total electricity you used, in kWh</b>	<b>298</b>

### Average daily electricity use per month



### Comparing your monthly use

	This month	Last month	This month last year
Billing days	32	30	32
Average outdoor temperature	60°	52°	59°
Your total use in kWh	298	404	660
Your average daily cost	\$1.44	\$1.83	\$2.58



Your electricity bill  
February 21, 2013

Frank Chernek

Your account number  
740316280

## New charges for 345 S May Ave Spc 5m

Your service plan: Standard Rate  
Service number: 2543S20288

### Charges for electricity services

#### Cost of electricity you used

Customer account charge	\$2.02
Delivery service charge	\$10.77
Environmental benefits surcharge	\$4.90
System benefits charge	\$1.19
Power supply adjustment*	\$0.53
Metering*	\$2.88
Meter reading*	\$1.98
Billing*	\$2.24
Generation of electricity*	\$23.54
Federal transmission and ancillary services*	\$2.07
Federal transmission cost adjustment*	\$2.16
Cost of electricity you used	\$54.28

#### Taxes and fees

Regulatory assessment	\$0.13
State sales tax	\$3.59
County sales tax	\$0.60
City sales tax	\$0.00
Franchise fee	\$0.00
Cost of electricity with taxes and fees	\$58.60

**Total charges for electricity services \$58.60**

\* These services are currently provided by APS but may be provided by a competitive supplier.

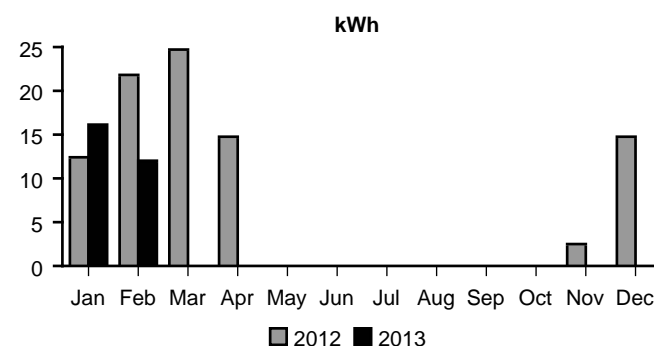
Meter number: W24968

Meter reading cycle: 12

### Amount of electricity you used

Meter reading on Feb 19	6933
Meter reading on Jan 18	6534
<b>Total electricity you used, in kWh</b>	<b>399</b>

### Average daily electricity use per month



### Comparing your monthly use

	This month	Last month	This month last year
Billing days	32	30	32
Average outdoor temperature	60°	52°	59°
Your total use in kWh	399	500	719
Your average daily cost	\$1.83	\$2.17	\$2.78

Your electricity bill  
February 21, 2013

Frank Cherek

Your account number  
740316280

## New charges for 345 S May Ave Unit B

Your service plan: Standard Rate  
Service number: 0161S12282

### Charges for electricity services

#### Cost of electricity you used

Customer account charge	\$2.02
Delivery service charge	\$1.49
Environmental benefits surcharge	\$0.68
System benefits charge	\$0.16
Power supply adjustment*	\$0.07
Metering*	\$2.88
Meter reading*	\$1.98
Billing*	\$2.24
Generation of electricity*	\$3.25
Federal transmission and ancillary services*	\$0.29
Federal transmission cost adjustment*	\$0.30
Cost of electricity you used	\$15.36

#### Taxes and fees

Regulatory assessment	\$0.04
State sales tax	\$1.02
County sales tax	\$0.17
City sales tax	\$0.00
Franchise fee	\$0.00
Cost of electricity with taxes and fees	\$16.59

**Total charges for electricity services \$16.59**

\* These services are currently provided by APS but may be provided by a competitive supplier.

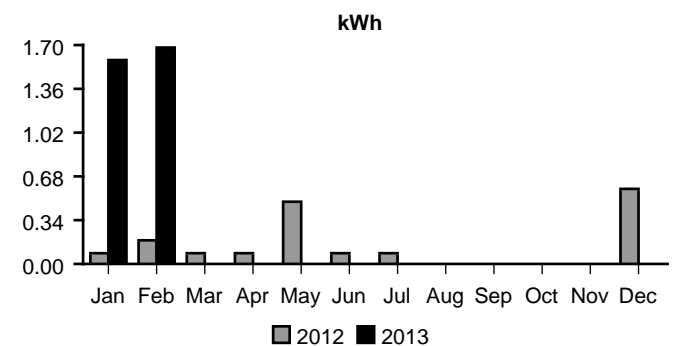
Meter number: W30068

Meter reading cycle: 12

### Amount of electricity you used

Meter reading on Feb 19	210
Meter reading on Jan 18	155
<b>Total electricity you used, in kWh</b>	<b>55</b>

#### Average daily electricity use per month



#### Comparing your monthly use

	This month	Last month	This month last year
Billing days	32	30	32
Average outdoor temperature	60°	52°	59°
Your total use in kWh	55	47	5
Your average daily cost	\$0.51	\$0.48	\$0.32



Your electricity bill  
February 21, 2013

Frank Chernek

Your account number  
740316280

## New charges for 345 S May Ave Spc 1

Your service plan: Standard Rate  
Service number: 3843S20281

### Charges for electricity services

#### Cost of electricity you used

Customer account charge	\$2.02
Delivery service charge	\$8.13
Environmental benefits surcharge	\$3.70
System benefits charge	\$0.89
Power supply adjustment*	\$0.40
Metering*	\$2.88
Meter reading*	\$1.98
Billing*	\$2.24
Generation of electricity*	\$17.76
Federal transmission and ancillary services*	\$1.57
Federal transmission cost adjustment*	\$1.63
Cost of electricity you used	\$43.20

#### Taxes and fees

Regulatory assessment	\$0.10
State sales tax	\$2.86
County sales tax	\$0.48
City sales tax	\$0.00
Franchise fee	\$0.00
Cost of electricity with taxes and fees	\$46.64

**Total charges for electricity services \$46.64**

\* These services are currently provided by APS but may be provided by a competitive supplier.

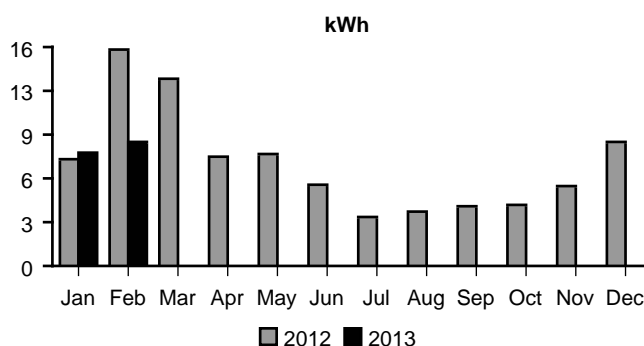
Meter number: W24967

Meter reading cycle: 12

### Amount of electricity you used

Meter reading on Feb 19	7364
Meter reading on Jan 18	7063
<b>Total electricity you used, in kWh</b>	<b>301</b>

### Average daily electricity use per month



### Comparing your monthly use

	This month	Last month	This month last year
Billing days	32	30	32
Average outdoor temperature	60°	52°	59°
Your total use in kWh	301	258	520
Your average daily cost	\$1.45	\$1.28	\$2.13



Your electricity bill  
February 21, 2013

Frank Chernek

Your account number  
740316280

## New charges for 345 S May Ave South

Your service plan: E-32 XS/S  
Service number: 5933S20280  
DBA: Lone Star Rv Park

Meter number: W51221  
Meter reading cycle: 12

### Charges for electricity services

#### Cost of electricity you used

Customer account charge	\$4.03
Delivery service charge	\$34.97
Demand charge - delivery	\$0.00
Environmental benefits surcharge	\$10.31
System benefits charge	\$2.49
Power supply adjustment*	\$1.12
Metering*	\$12.90
Meter reading*	\$2.18
Billing*	\$2.40
Generation of electricity*	\$57.72
Federal transmission and ancillary services*	\$3.56
Federal transmission cost adjustment*	\$2.14
Cost of electricity you used	\$133.82

#### Taxes and fees

Regulatory assessment	\$0.27
State sales tax	\$8.85
County sales tax	\$1.47
City sales tax	\$0.00
Franchise fee	\$0.00
Cost of electricity with taxes and fees	\$144.41

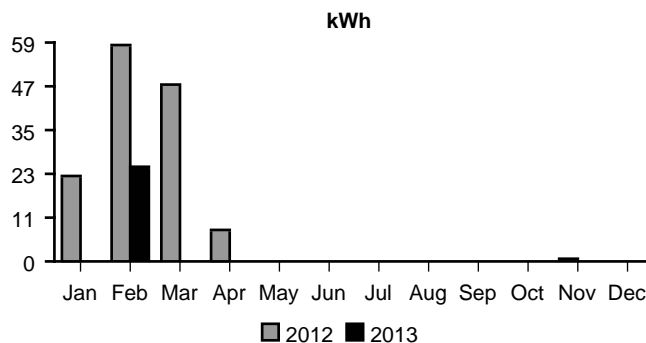
**Total charges for electricity services** **\$144.41**

\* These services are currently provided by APS but may be provided by a competitive supplier.

### Amount of electricity you used

Meter reading on Feb 19	15266
Meter reading on Jan 18	14427
<b>Total electricity you used, in kWh</b>	<b>839</b>
Demand meter reading	4.79
<b>Your billed demand in kW</b>	<b>5.0</b>

#### Average daily electricity use per month



#### Comparing your monthly use

	This month	Last month	This month last year
Billing days	32	30	32
Average outdoor temperature	60°	52°	59°
Your total use in kWh	839	6	1899
Your billed demand in kW	5.0	0.0	8.0
Your average daily cost	\$4.51	\$0.75	\$8.76