



# Your electricity bill

Frank Chernek

Bill date: May 16, 2011

Your account number: 030784285

For service at: 4 locations

## Summary of what you owe

Amount owing on your previous bill	\$814.42
<b>Less</b> Payment made on Apr 25, thank you	<b>-\$814.42</b>
<b>Equals</b> Your balance forward	<b>\$0.00</b>
<b>Plus</b> Your new charges (details on following pages)	
Cost of electricity (with taxes and fees)	\$1,192.53
<b>Equals Total amount due</b>	<b>\$1,192.53</b>

### Questions or Office Locations?

Call 928-782-7151 or 1-800-253-9405,  
24 hours a day  
Website: aps.com  
Para servicio en español llame al:  
602-371-6861 (Phoenix) o  
1-800-252-9410 (Otras areas)

**Due date: May 27, 2011**

When paying in person, please  
bring the bottom portion of your bill.



Your account number  
**030784285**

Bill date  
**May 16, 2011**

Mailing address or phone number change?  
Check here and fill in the details on the back.

**Total amount due: \$ 1,192.53**

Your optional contribution  
to SHARE: \$ \_\_\_\_\_

Total amount paid: \$ \_\_\_\_\_

Due date: **May 27, 2011**

FRANK CHERNEK  
PMB 225  
2554 W 16 ST  
YUMA AZ 85364-4229



## News from APS

### Watch your energy bill take a dip.

Pool owners know you can't have a pool without a pump - and if you have an old-fashioned, single-speed pool pump, you may not realize you're spending up to \$500 a year to operate it!

Today's variable-speed pool pumps can cut your energy costs by up to 80 percent, which equates to **a potential savings of up to \$400 a year**. APS rebates also help lower the initial purchase price, making payback as short as two years.

If you're not ready to replace your pump, consider a seasonal timer that automatically adjusts your pump to operate for the least amount of hours year-round to keep your pool clean. You can just set it and forget it, saving up to \$175 per year.

So dive in to savings now! Ask your local pool pro about the following APS rebates on energy-efficient pool products:

- **Good - Seasonal Timer**  
\$75 rebate  
Saves up to \$175 per year
- **Better - Two-speed Pump**  
\$100 rebate  
Saves up to \$225 per year
- **Best - Variable-speed Pump**  
\$200 rebate  
Saves up to \$400 per year

For more information and a list of pool retailers, visit [aps.com/pools](http://aps.com/pools).

*This program is funded by APS customers and approved by the Arizona Corporation Commission.*

## Things you need to know

### Contacting APS

- E-mail us at [aps@aps.com](mailto:aps@aps.com)
- Call us at:  
602-371-7171 (Phoenix) or 800-253-9405 (Other areas)  
24 hours a day
- Para servicio en español llame al:  
602-371-6861 (Phoenix) o 1-800-252-9410 (Otras areas)
- Hearing impaired:  
Dial 711 - AZ Relay Service
- By mail: APS, Station 3200, PO Box 53933,  
Phoenix AZ 85072-3933
- Blue Stake - Before you dig, call:  
811 or 800-782-5348 from anywhere within Arizona
- Electrical emergencies other than power outages, call:  
602-258-5483 (Phoenix) or 800-253-9408 (Other areas)

### Important billing and collection information

Make checks payable to APS and mail to:  
APS, PO Box 2906, Phoenix AZ 85062-2906

Credit and Collections:  
602-371-7607 (Phoenix) or 1-800-253-9409 (Other areas)

All bills for utility services are due and payable no later than 15 days from the date of the bill. Any payments not received within this time-frame shall be considered delinquent and are subject to a late payment charge of 1.5% per month.

If your power is shut off for non-payment, you must pay all the delinquent amounts and a deposit or additional deposit before power is restored.

When you provide a check as payment, you authorize us either to use information from your check to make a one-time electronic funds transfer from your account or to process the payment as a check transaction. When we process your check electronically you will not receive your check back from your financial institution and funds may be withdrawn from your account on the same day we receive your payment.

### Utility regulations and rates (Not an APS payment site)

Electricity regulations and rates are approved by:  
Arizona Corporation Commission,  
1200 W Washington, Phoenix AZ 85007  
602-542-4251 (Phoenix) or 1-800-222-7000 (Other areas).  
[www.cc.state.az.us](http://www.cc.state.az.us)

Page 2 of 7

### Sign up for SurePay Automatic Payments!

Frank Cherek	Phone (    )
Optional SHARE Contribution to be added to my Monthly Bill (\$1 to \$9) \$___	
My signature authorizes APS to electronically debit my bank account on the billing due date to pay the total amount due each month. Use the enclosed check payment to set up automatic payments. To terminate SurePay, I will contact APS. (Intended for mailed-in payments only. No counter checks.)	
<b>Signature:</b>	

### Mailing address or phone number change

First name, middle name, last name		
Address (number, street name)		
City	State	Zip + 4
Home phone (    )	Business phone (    )	



PO BOX 2906  
PHOENIX AZ 85062-2906  
ADDF TTTDDTAACFATTATDCCFATITANFADFTLFFTFANF/FF/ADDFDANF/ATFADDDTT

Your electricity bill  
May 16, 2011

Frank Chernek

Your account number  
030784285

## Summary of charges by service address

Service number	Service address	Total electricity used (kWh)	Billed demand (kW)	Other charges and credits (\$)	Total charges (\$)
2480S01284	7829 S Alicia Ave P#2, Yuma	2253	0.0	\$0.00	\$368.76
7390S01281	7829 S Alicia Ave P#1, Yuma Frank Chernek	563	3.0	\$0.00	\$107.82
6886S70282	7839 S Alicia Ave Spc 2, Yuma Frank Chernek	1077	7.0	\$0.00	\$186.39
1216S20285	7839 S Alicia Ave Yuma Frank Chernek	3322	10.0	\$0.00	\$529.56
<b>Total</b>		<b>7215</b>		<b>\$0.00</b>	<b>\$1,192.53</b>



Your electricity bill  
May 16, 2011

Frank Cherek

Your account number  
030784285

## New charges for 7829 S Alicia Ave P#2

Your service plan: Standard Rate  
Service number: 2480S01284

### Charges for electricity services

#### Cost of electricity you used

Basic service charge	\$1.89
Delivery service charge	\$83.59
Environmental benefits surcharge	\$10.17
Federal environmental improvement surcharge	\$0.36
System benefits charge	\$4.73
Power supply adjustment*	-\$12.75
Metering*	\$2.70
Meter reading*	\$1.86
Billing*	\$2.10
Generation of electricity*	\$230.17
Transmission and ancillary services*	\$11.72
Transmission cost adjustment*	\$4.83
<b>Cost of electricity you used</b>	<b>\$341.37</b>

#### Taxes and fees

Regulatory assessment	\$1.02
State sales tax	\$22.60
County sales tax	\$3.77
City sales tax	\$0.00
Franchise fee	\$0.00
<b>Cost of electricity with taxes and fees</b>	<b>\$368.76</b>

**Total charges for electricity services \$368.76**

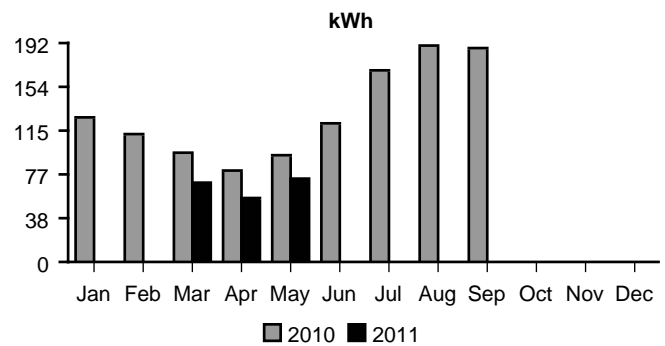
\* These services are currently provided by APS but may be provided by a competitive supplier.

Meter number: W41087  
Meter reading cycle: 09

### Amount of electricity you used

Meter reading on May 11	22149
Meter reading on Apr 11	19896
<b>Total electricity you used, in kWh</b>	<b>2253</b>

#### Average daily electricity use per month



#### Comparing your monthly use

	This month	Last month	This month last year
Billing days	30	31	29
Average outdoor temperature	75°	69°	72°
Your total use in kWh	2253	1800	2777
Your average daily cost	\$12.29	\$6.30	\$15.75

Your electricity bill  
May 16, 2011

Frank Chernek

Your account number  
030784285

## New charges for 7829 S Alicia Ave P#1

Your service plan: E-32 Xs/S  
Service number: 7390S01281  
DBA: Frank Chernek

Meter number: W51009  
Meter reading cycle: 09

### Charges for electricity services

#### Cost of electricity you used

Basic service charge	\$3.78
Delivery service charge	\$23.00
Demand charge - delivery	\$0.00
Environmental benefits surcharge	\$7.23
Federal environmental improvement surcharge	\$0.09
System benefits charge	\$1.18
Power supply adjustment*	-\$3.19
Metering*	\$12.09
Meter reading*	\$2.04
Billing*	\$2.25
Generation of electricity*	\$48.09
Transmission and ancillary services*	\$2.39
Transmission cost adjustment*	\$0.90
<b>Cost of electricity you used</b>	<b>\$99.85</b>

#### Taxes and fees

Regulatory assessment	\$0.26
State sales tax	\$6.61
County sales tax	\$1.10
City sales tax	\$0.00
Franchise fee	\$0.00
<b>Cost of electricity with taxes and fees</b>	<b>\$107.82</b>

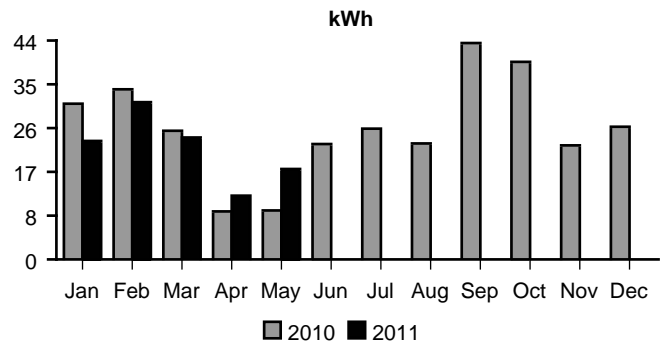
**Total charges for electricity services \$107.82**

\* These services are currently provided by APS but may be provided by a competitive supplier.

### Amount of electricity you used

Meter reading on May 11	6884
Meter reading on Apr 11	6321
<b>Total electricity you used, in kWh</b>	<b>563</b>
Demand meter reading	3.47
<b>Your billed demand in kW</b>	<b>3.0</b>

### Average daily electricity use per month



### Comparing your monthly use

	This month	Last month	This month last year
Billing days	30	31	29
Average outdoor temperature	75°	69°	72°
Your total use in kWh	563	416	301
Your billed demand in kW	3.0	4.0	2.0
Your average daily cost	\$3.59	\$2.52	\$2.28



Your electricity bill  
May 16, 2011

Frank Chernek

Your account number  
030784285

## New charges for 7839 S Alicia Ave Spc 2

Your service plan: E-32 Xs/S  
Service number: 6886S70282  
DBA: Frank Chernek

Meter number: W51020  
Meter reading cycle: 09

### Charges for electricity services

#### Cost of electricity you used

Basic service charge	\$3.78
Delivery service charge	\$44.01
Demand charge - delivery	\$0.00
Environmental benefits surcharge	\$13.84
Federal environmental improvement surcharge	\$0.17
System benefits charge	\$2.26
Power supply adjustment*	-\$6.10
Metering*	\$12.09
Meter reading*	\$2.04
Billing*	\$2.25
Generation of electricity*	\$91.99
Transmission and ancillary services*	\$4.57
Transmission cost adjustment*	\$1.73
<b>Cost of electricity you used</b>	<b>\$172.63</b>

#### Taxes and fees

Regulatory assessment	\$0.44
State sales tax	\$11.42
County sales tax	\$1.90
City sales tax	\$0.00
Franchise fee	\$0.00
<b>Cost of electricity with taxes and fees</b>	<b>\$186.39</b>

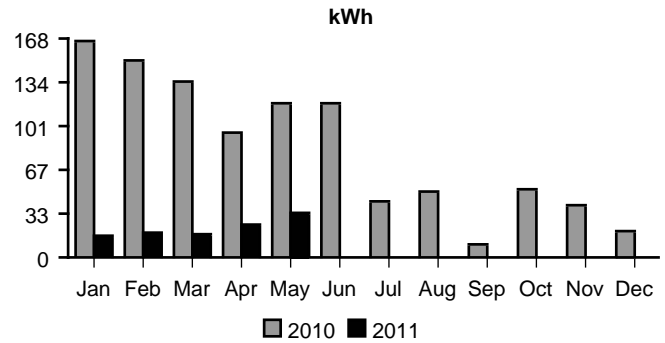
**Total charges for electricity services \$186.39**

\* These services are currently provided by APS but may be provided by a competitive supplier.

### Amount of electricity you used

Meter reading on May 11	7257
Meter reading on Apr 11	6180
<b>Total electricity you used, in kWh</b>	<b>1077</b>
Demand meter reading	6.76
<b>Your billed demand in kW</b>	<b>7.0</b>

### Average daily electricity use per month



### Comparing your monthly use

	This month	Last month	This month last year
Billing days	30	31	29
Average outdoor temperature	75°	69°	72°
Your total use in kWh	1077	833	3495
Your billed demand in kW	7.0	6.0	13.0
Your average daily cost	\$6.21	\$4.32	\$18.86

Your electricity bill  
May 16, 2011

Frank Chernek

Your account number  
030784285

## New charges for 7839 S Alicia Ave

Your service plan: E-32 Xs/S  
Service number: 1216S20285  
DBA: Frank Chernek

Meter number: W51019  
Meter reading cycle: 09

### Charges for electricity services

#### Cost of electricity you used

Basic service charge	\$3.78
Delivery service charge	\$135.74
Demand charge - delivery	\$0.00
Environmental benefits surcharge	\$42.69
Federal environmental improvement surcharge	\$0.53
System benefits charge	\$6.98
Power supply adjustment*	-\$18.80
Metering*	\$12.09
Meter reading*	\$2.04
Billing*	\$2.25
Generation of electricity*	\$283.73
Transmission and ancillary services*	\$14.09
Transmission cost adjustment*	\$5.32
<b>Cost of electricity you used</b>	<b>\$490.44</b>

#### Taxes and fees

Regulatory assessment	\$1.26
State sales tax	\$32.45
County sales tax	\$5.41
City sales tax	\$0.00
Franchise fee	\$0.00
<b>Cost of electricity with taxes and fees</b>	<b>\$529.56</b>

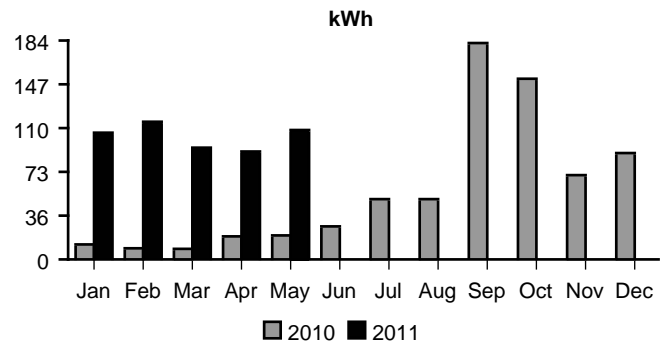
**Total charges for electricity services \$529.56**

\* These services are currently provided by APS but may be provided by a competitive supplier.

### Amount of electricity you used

Meter reading on May 11	28198
Meter reading on Apr 11	24876
<b>Total electricity you used, in kWh</b>	<b>3322</b>
Demand meter reading	9.65
<b>Your billed demand in kW</b>	<b>10.0</b>

### Average daily electricity use per month



### Comparing your monthly use

	This month	Last month	This month last year
Billing days	30	31	29
Average outdoor temperature	75°	69°	72°
Your total use in kWh	3322	2868	634
Your billed demand in kW	10.0	9.0	5.0
Your average daily cost	\$17.65	\$13.11	\$4.01