

Your electricity bill

Bill date: June 15, 2011

Frank Chernek

Your account number: 030784285

For service at: 4 locations

Summary of what you owe

Amount owing on your previous bill	\$1,192.53
Less Payment made on May 18, thank you	-\$1,192.53
Equals Your balance forward	\$0.00
Plus Your new charges (details on following pages)	
Cost of electricity (with taxes and fees)	\$1,344.01
Equals Total amount due	\$1,344.01

Due date: June 28, 2011

Questions or Office Locations?

Call 928-782-7151 or 1-800-253-9405,
24 hours a day
Website: aps.com
Para servicio en español llame al:
602-371-6861 (Phoenix) o
1-800-252-9410 (Otras areas)

Demand Side Management Implementation Plan for 2012

On June 1, 2011, Arizona Public Service Company filed its application for approval of its 2012 Demand Side Management Implementation Plan with the Arizona Corporation Commission in Docket No. E-01345A-11-0232. The 2012 DSM Plan describes the Energy Efficiency and Demand Response programs APS proposes to implement to meet the total energy efficiency savings standard of 3% for 2011 and 2012 as required by Arizona Administrative Code R14-2-2404. The 2012 DSM Plan is available for review during regular business hours at the Commission's offices at 1200 W. Washington St., Phoenix, AZ 85007, or at azcc.gov using the eDocket function.

Page 1 of 7

See page 2 for more information.

When paying in person, please bring the bottom portion of your bill.



Your account number
030784285

Bill date
June 15, 2011

Mailing address or phone number change?
Check here and fill in the details on the back.

Total amount due: \$ 1,344.01

Your optional contribution to SHARE: \$ _____

Total amount paid: \$ _____

Due date: Jun 28, 2011

FRANK CHERNEK
PMB 225
2554 W 16 ST
YUMA AZ 85364-4229



COMPARE YOUR RATE PLAN TO FIND MORE SAVINGS

You are on the Standard Rate Plan, but you may be able to lower your electricity bill with our **Time Advantage 7 p.m. - Noon Rate Plan**. This time-of-use plan may fit your lifestyle and help you save if you:

- Use **minimal energy** during on-peak hours (noon to 7 p.m., Monday - Friday) when electricity is billed at a higher rate than off-peak hours.
- Set your thermostat, during on-peak hours, to warmer temperatures in the summer and cooler temperatures in the winter.
- Use your major appliances such as a dishwasher, dryer, washer, range and oven mainly during off-peak hours.
- Use your major electric equipment such as the water heater, pool pump, spa heater with a timer set to run only during off-peak hours.

For potentially more savings, consider the **Combined Advantage 7 p.m. - Noon Rate Plan**. This plan works best with a programmable thermostat and not using major appliances and equipment simultaneously during on-peak hours. Learn more at aps.com/compare or call **602 371 3660** or **855 371 3660**.

Things you need to know

Contacting APS

- E-mail us at aps@aps.com
- Call us at:
602-371-7171 (Phoenix) or 800-253-9405 (Other areas)
24 hours a day
- Para servicio en español llame al:
602-371-6861 (Phoenix) o 1-800-252-9410 (Otras areas)
- Hearing impaired:
Dial 711 - AZ Relay Service
- By mail: APS, Station 3200, PO Box 53933,
Phoenix AZ 85072-3933
- Blue Stake - Before you dig, call:
811 or 800-782-5348 from anywhere within Arizona
- Electrical emergencies other than power outages, call:
602-258-5483 (Phoenix) or 800-253-9408 (Other areas)

Important billing and collection information

Make checks payable to APS and mail to:
APS, PO Box 2906, Phoenix AZ 85062-2906

Credit and Collections:
602-371-7607 (Phoenix) or 1-800-253-9409 (Other areas)

All bills for utility services are due and payable no later than 15 days from the date of the bill. Any payments not received within this time-frame shall be considered delinquent and are subject to a late payment charge of 1.5% per month.

If your power is shut off for non-payment, you must pay all the delinquent amounts and a deposit or additional deposit before power is restored.

When you provide a check as payment, you authorize us either to use information from your check to make a one-time electronic funds transfer from your account or to process the payment as a check transaction. When we process your check electronically you will not receive your check back from your financial institution and funds may be withdrawn from your account on the same day we receive your payment.

Utility regulations and rates (Not an APS payment site)

Electricity regulations and rates are approved by:
Arizona Corporation Commission,
1200 W Washington, Phoenix AZ 85007
602-542-4251 (Phoenix) or 1-800-222-7000 (Other areas).
www.cc.state.az.us

Page 2 of 7

Sign up for SurePay Automatic Payments!

Frank Chernek	Phone ()
Optional SHARE Contribution to be added to my Monthly Bill (\$1 to \$9) \$ ____	
My signature authorizes APS to electronically debit my bank account on the billing due date to pay the total amount due each month. Use the enclosed check payment to set up automatic payments. To terminate SurePay, I will contact APS. (Intended for mailed-in payments only. No counter checks.)	
Signature:	

Mailing address or phone number change

First name, middle name, last name		
Address (number, street name)		
City	State	Zip + 4
Home phone ()	Business phone ()	



PO BOX 2906
PHOENIX AZ 85062-2906
APSDFTTTDDTAACFATTATDCCFATITANFADFTLFFTFANFAFFADDFDANFAFTFADDTDT

Your electricity bill
June 15, 2011

Frank Chernek

Your account number
030784285

Summary of charges by service address

Service number	Service address	Total electricity used (kWh)	Billed demand (kW)	Other charges and credits (\$)	Total charges (\$)
2480S01284	7829 S Alicia Ave P#2, Yuma	2493	0.0	\$0.00	\$410.79
7390S01281	7829 S Alicia Ave P#1, Yuma Frank Chernek	592	4.0	\$0.00	\$112.26
6886S70282	7839 S Alicia Ave Spc 2, Yuma Frank Chernek	1143	7.0	\$0.00	\$196.48
1216S20285	7839 S Alicia Ave Yuma Frank Chernek	3943	12.0	\$0.00	\$624.48
Total		8171		\$0.00	\$1,344.01



Your electricity bill
June 15, 2011

Frank Cherek

Your account number
030784285

New charges for 7829 S Alicia Ave P#2

Your service plan: Standard Rate
Service number: 2480S01284

Charges for electricity services

Cost of electricity you used

Basic service charge	\$1.89
Delivery service charge	\$92.49
Environmental benefits surcharge	\$10.82
Federal environmental improvement surcharge	\$0.40
System benefits charge	\$5.24
Power supply adjustment*	-\$14.11
Metering*	\$2.70
Meter reading*	\$1.86
Billing*	\$2.10
Generation of electricity*	\$258.59
Transmission and ancillary services*	\$12.96
Transmission cost adjustment*	\$5.34
Cost of electricity you used	\$380.28

Taxes and fees

Regulatory assessment	\$1.14
State sales tax	\$25.17
County sales tax	\$4.20
City sales tax	\$0.00
Franchise fee	\$0.00
Cost of electricity with taxes and fees	\$410.79

Total charges for electricity services \$410.79

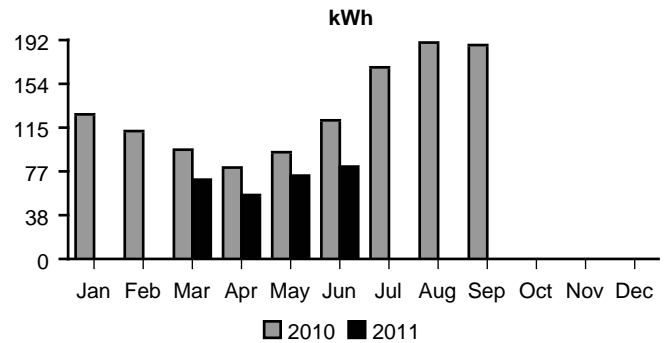
* These services are currently provided by APS but may be provided by a competitive supplier.

Meter number: W41087
Meter reading cycle: 09

Amount of electricity you used

Meter reading on Jun 10	24642
Meter reading on May 11	22149
Total electricity you used, in kWh	2493

Average daily electricity use per month



Comparing your monthly use

	This month	Last month	This month last year
Billing days	30	30	33
Average outdoor temperature	78°	75°	81°
Your total use in kWh	2493	2253	4086
Your average daily cost	\$13.69	\$12.29	\$21.36

Your electricity bill
June 15, 2011

Frank Chernek

Your account number
030784285

New charges for 7829 S Alicia Ave P#1

Your service plan: E-32 XS/S
Service number: 7390S01281
DBA: Frank Chernek

Meter number: W51009
Meter reading cycle: 09

Charges for electricity services

Cost of electricity you used

Basic service charge	\$3.78
Delivery service charge	\$24.19
Demand charge - delivery	\$0.00
Environmental benefits surcharge	\$7.61
Federal environmental improvement surcharge	\$0.09
System benefits charge	\$1.24
Power supply adjustment*	-\$3.35
Metering*	\$12.09
Meter reading*	\$2.04
Billing*	\$2.25
Generation of electricity*	\$50.56
Transmission and ancillary services*	\$2.51
Transmission cost adjustment*	\$0.95
Cost of electricity you used	\$103.96

Taxes and fees

Regulatory assessment	\$0.27
State sales tax	\$6.88
County sales tax	\$1.15
City sales tax	\$0.00
Franchise fee	\$0.00
Cost of electricity with taxes and fees	\$112.26

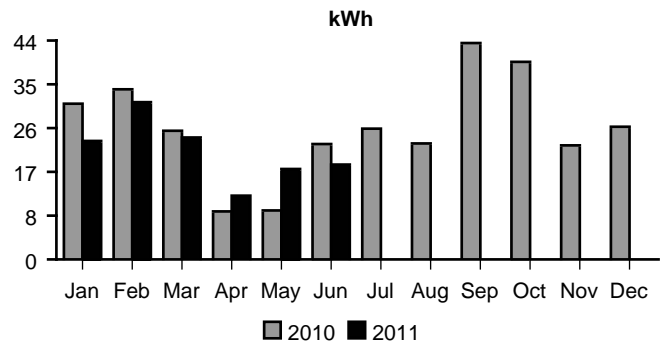
Total charges for electricity services \$112.26

* These services are currently provided by APS but may be provided by a competitive supplier.

Amount of electricity you used

Meter reading on Jun 10	7476
Meter reading on May 11	6884
Total electricity you used, in kWh	592
Demand meter reading	3.88
Your billed demand in kW	4.0

Average daily electricity use per month



Comparing your monthly use

	This month	Last month	This month last year
Billing days	30	30	33
Average outdoor temperature	78°	75°	81°
Your total use in kWh	592	563	790
Your billed demand in kW	4.0	3.0	4.0
Your average daily cost	\$3.74	\$3.59	\$4.36



Your electricity bill
June 15, 2011

Frank Chernek

Your account number
030784285

New charges for 7839 S Alicia Ave Spc 2

Your service plan: E-32 XS/S
Service number: 6886S70282
DBA: Frank Chernek

Meter number: W51020
Meter reading cycle: 09

Charges for electricity services

Cost of electricity you used

Basic service charge	\$3.78
Delivery service charge	\$46.70
Demand charge - delivery	\$0.00
Environmental benefits surcharge	\$14.69
Federal environmental improvement surcharge	\$0.18
System benefits charge	\$2.40
Power supply adjustment*	-\$6.47
Metering*	\$12.09
Meter reading*	\$2.04
Billing*	\$2.25
Generation of electricity*	\$97.62
Transmission and ancillary services*	\$4.85
Transmission cost adjustment*	\$1.83
Cost of electricity you used	\$181.96

Taxes and fees

Regulatory assessment	\$0.47
State sales tax	\$12.04
County sales tax	\$2.01
City sales tax	\$0.00
Franchise fee	\$0.00
Cost of electricity with taxes and fees	\$196.48

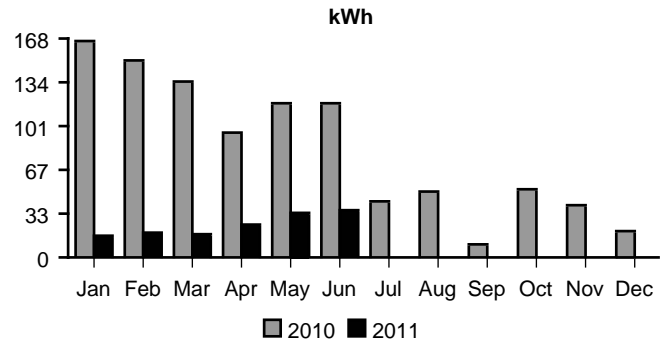
Total charges for electricity services \$196.48

* These services are currently provided by APS but may be provided by a competitive supplier.

Amount of electricity you used

Meter reading on Jun 10	8400
Meter reading on May 11	7257
Total electricity you used, in kWh	1143
Demand meter reading	7.37
Your billed demand in kW	7.0

Average daily electricity use per month



Comparing your monthly use

	This month	Last month	This month last year
Billing days	30	30	33
Average outdoor temperature	78°	75°	81°
Your total use in kWh	1143	1077	3977
Your billed demand in kW	7.0	7.0	13.0
Your average daily cost	\$6.54	\$6.21	\$19.04

Your electricity bill
June 15, 2011

Frank Chernek

Your account number
030784285

New charges for 7839 S Alicia Ave

Your service plan: E-32 XS/S
Service number: 1216S20285
DBA: Frank Chernek

Meter number: W51019
Meter reading cycle: 09

Charges for electricity services

Cost of electricity you used

Basic service charge	\$3.78
Delivery service charge	\$161.11
Demand charge - delivery	\$0.00
Environmental benefits surcharge	\$50.66
Federal environmental improvement surcharge	\$0.63
System benefits charge	\$8.28
Power supply adjustment*	-\$22.31
Metering*	\$12.09
Meter reading*	\$2.04
Billing*	\$2.25
Generation of electricity*	\$336.77
Transmission and ancillary services*	\$16.72
Transmission cost adjustment*	\$6.32
Cost of electricity you used	\$578.34

Taxes and fees

Regulatory assessment	\$1.49
State sales tax	\$38.27
County sales tax	\$6.38
City sales tax	\$0.00
Franchise fee	\$0.00
Cost of electricity with taxes and fees	\$624.48

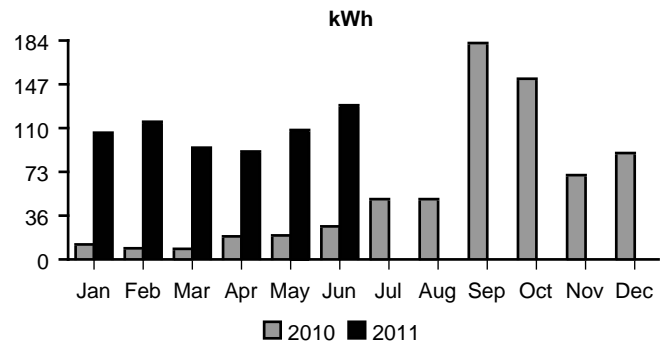
Total charges for electricity services \$624.48

* These services are currently provided by APS but may be provided by a competitive supplier.

Amount of electricity you used

Meter reading on Jun 10	32141
Meter reading on May 11	28198
Total electricity you used, in kWh	3943
Demand meter reading	11.84
Your billed demand in kW	12.0

Average daily electricity use per month



Comparing your monthly use

	This month	Last month	This month last year
Billing days	30	30	33
Average outdoor temperature	78°	75°	81°
Your total use in kWh	3943	3322	978
Your billed demand in kW	12.0	10.0	7.0
Your average daily cost	\$20.81	\$17.65	\$5.22