

Your electricity bill

Bill date: July 15, 2011

Frank Chernek

Your account number: 030784285

For service at: 4 locations

Summary of what you owe

Amount owing on your previous bill	\$1,344.01
Less Payment made on Jun 24, thank you	-\$1,344.01
Equals Your balance forward	\$0.00
Plus Your new charges (details on following pages)	
Cost of electricity (with taxes and fees)	\$2,105.42
Equals Total amount due	\$2,105.42

Due date: July 28, 2011

Thank you for your consistent and timely payments. We value your business.

Questions or Office Locations?

Call 928-782-7151 or 1-800-253-9405, 24 hours a day
Website: aps.com
Para servicio en español llame al: 602-371-6861 (Phoenix) o 1-800-252-9410 (Otras areas)

Simplify your summer!

Switch to paperless billing. It's free, and makes managing your APS account easy! By registering at aps.com and turning off your paper bill you can:

- Eliminate the hassle and clutter of paper bills
- Download PDF versions of your billing statements and store them on your computer for easy filing
- Pay your bill online and save postage costs

Visit aps.com/register to register your account and turn off your paper bill. Or, if you're already registered go paperless today at aps.com/paperless!

When paying in person, please bring the bottom portion of your bill.



Your account number
030784285

Bill date
July 15, 2011

Mailing address or phone number change?

Check here and fill in the details on the back.

Total amount due: \$ **2,105.42**

Your optional contribution to SHARE: \$ _____

Total amount paid: \$ _____

Due date: **Jul 28, 2011**

FRANK CHERNEK
PMB 225
2554 W 16 ST
YUMA AZ 85364-4229



IMPORTANT NEWS ABOUT YOUR BILL

At APS we are committed to communicating changes that might affect you. On June 21, 2011, the Arizona Corporation Commission confirmed a change in the Federal Transmission Cost Adjustor (TCA) charge previously authorized by the Federal Energy Regulatory Commission. This is shown as a separate line item on your bill. The change more accurately reflects the current costs that APS incurs in providing transmission service to its customers. For residential customers using 1,100 kWh per month, this will increase their monthly bill by approximately 1.79% or \$2.27 per month. Individual bill impacts will vary with a customer's actual energy usage. For tips and ideas for reducing electricity, visit aps.com/save or call 602 371 7171 (in metro Phoenix) or 800 253 9405.

Things you need to know

Contacting APS

- E-mail us at aps@aps.com
- Call us at:
602-371-7171 (Phoenix) or 800-253-9405 (Other areas)
24 hours a day
- Para servicio en español llame al:
602-371-6861 (Phoenix) o 1-800-252-9410 (Otras areas)
- Hearing impaired:
Dial 711 - AZ Relay Service
- By mail: APS, Station 3200, PO Box 53933,
Phoenix AZ 85072-3933
- Blue Stake - Before you dig, call:
811 or 800-782-5348 from anywhere within Arizona
- Electrical emergencies other than power outages, call:
602-258-5483 (Phoenix) or 800-253-9408 (Other areas)

Important billing and collection information

Make checks payable to APS and mail to:
APS, PO Box 2906, Phoenix AZ 85062-2906

Credit and Collections:
602-371-7607 (Phoenix) or 1-800-253-9409 (Other areas)

All bills for utility services are due and payable no later than 15 days from the date of the bill. Any payments not received within this time-frame shall be considered delinquent and are subject to a late payment charge of 1.5% per month.

If your power is shut off for non-payment, you must pay all the delinquent amounts and a deposit or additional deposit before power is restored.

When you provide a check as payment, you authorize us either to use information from your check to make a one-time electronic funds transfer from your account or to process the payment as a check transaction. When we process your check electronically you will not receive your check back from your financial institution and funds may be withdrawn from your account on the same day we receive your payment.

Utility regulations and rates (Not an APS payment site)

Electricity regulations and rates are approved by:
Arizona Corporation Commission,
1200 W Washington, Phoenix AZ 85007
602-542-4251 (Phoenix) or 1-800-222-7000 (Other areas).
www.cc.state.az.us

Page 2 of 7

Sign up for SurePay Automatic Payments!

Frank Cherek	Phone ()
Optional SHARE Contribution to be added to my Monthly Bill (\$1 to \$9) \$____	
My signature authorizes APS to electronically debit my bank account on the billing due date to pay the total amount due each month. Use the enclosed check payment to set up automatic payments. To terminate SurePay, I will contact APS. (Intended for mailed-in payments only. No counter checks.)	
Signature:	

Mailing address or phone number change

First name, middle name, last name		
Address (number, street name)		
City	State	Zip + 4
Home phone ()	Business phone ()	



PO BOX 2906
PHOENIX AZ 85062-2906
APDF1TTTDDTAACFATTATDLCFATITANFADFTLFFTFANF/FF/ADDFDANF/ATFADDTDT

Your electricity bill
July 15, 2011

Frank Chernek

Your account number
030784285

Summary of charges by service address

Service number	Service address	Total electricity used (kWh)	Billed demand (kW)	Other charges and credits (\$)	Total charges (\$)
2480S01284	7829 S Alicia Ave P#2, Yuma	3956	0.0	\$0.00	\$687.23
7390S01281	7829 S Alicia Ave P#1, Yuma Frank Chernek	716	4.0	\$0.00	\$133.23
6886S70282	7839 S Alicia Ave Spc 2, Yuma Frank Chernek	2038	10.0	\$0.00	\$336.42
1216S20285	7839 S Alicia Ave Yuma Frank Chernek	6767	15.0	\$0.00	\$948.54
Total		13477		\$0.00	\$2,105.42



Your electricity bill
July 15, 2011

Frank Cherek

Your account number
030784285

New charges for 7829 S Alicia Ave P#2

Your service plan: Standard Rate
Service number: 2480S01284

Charges for electricity services

Cost of electricity you used

Basic service charge	\$2.02
Delivery service charge	\$146.77
Environmental benefits surcharge	\$14.80
Federal environmental improvement surcharge	\$0.63
System benefits charge	\$8.31
Power supply adjustment*	-\$22.38
Metering*	\$2.88
Meter reading*	\$1.98
Billing*	\$2.24
Generation of electricity*	\$442.12
Federal transmission and ancillary services*	\$20.57
Federal transmission cost adjustment*	\$16.66
Cost of electricity you used	\$636.60

Taxes and fees

Regulatory assessment	\$1.50
State sales tax	\$42.11
County sales tax	\$7.02
City sales tax	\$0.00
Franchise fee	\$0.00
Cost of electricity with taxes and fees	\$687.23

Total charges for electricity services \$687.23

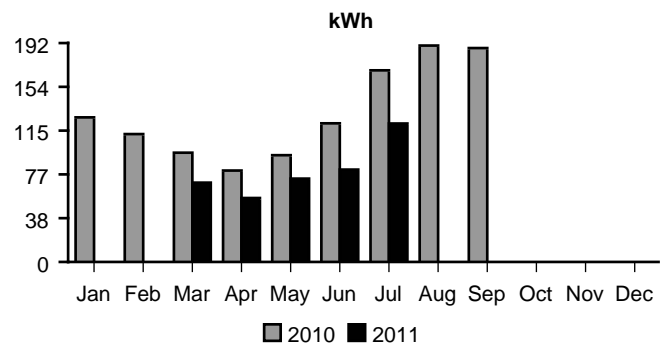
* These services are currently provided by APS but may be provided by a competitive supplier.

Meter number: W41087
Meter reading cycle: 09

Amount of electricity you used

Meter reading on Jul 12	28598
Meter reading on Jun 10	24642
Total electricity you used, in kWh	3956

Average daily electricity use per month



Comparing your monthly use

	This month	Last month	This month last year
Billing days	32	30	29
Average outdoor temperature	92°	78°	91°
Your total use in kWh	3956	2493	4945
Your average daily cost	\$21.47	\$13.69	\$29.82

Your electricity bill
July 15, 2011

Frank Chernek

Your account number
030784285

New charges for 7829 S Alicia Ave P#1

Your service plan: E-32 XS/S
Service number: 7390S01281
DBA: Frank Chernek

Meter number: W51009
Meter reading cycle: 09

Charges for electricity services

Cost of electricity you used

Basic service charge	\$4.03
Delivery service charge	\$29.26
Demand charge - delivery	\$0.00
Environmental benefits surcharge	\$9.20
Federal environmental improvement surcharge	\$0.11
System benefits charge	\$1.50
Power supply adjustment*	-\$4.05
Metering*	\$12.90
Meter reading*	\$2.18
Billing*	\$2.40
Generation of electricity*	\$61.15
Federal transmission and ancillary services*	\$3.04
Federal transmission cost adjustment*	\$1.76
Cost of electricity you used	\$123.48

Taxes and fees

Regulatory assessment	\$0.23
State sales tax	\$8.16
County sales tax	\$1.36
City sales tax	\$0.00
Franchise fee	\$0.00
Cost of electricity with taxes and fees	\$133.23

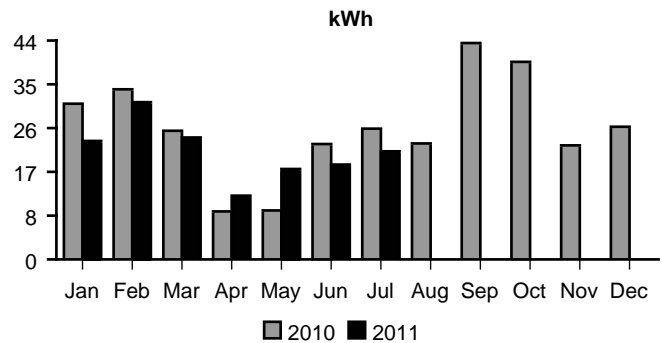
Total charges for electricity services \$133.23

* These services are currently provided by APS but may be provided by a competitive supplier.

Amount of electricity you used

Meter reading on Jul 12	8192
Meter reading on Jun 10	7476
Total electricity you used, in kWh	716
Demand meter reading	3.63
Your billed demand in kW	4.0

Average daily electricity use per month



Comparing your monthly use

	This month	Last month	This month last year
Billing days	32	30	29
Average outdoor temperature	92°	78°	91°
Your total use in kWh	716	592	784
Your billed demand in kW	4.0	4.0	4.0
Your average daily cost	\$4.16	\$3.74	\$4.83



Your electricity bill
July 15, 2011

Frank Chernek

Your account number
030784285

New charges for 7839 S Alicia Ave Spc 2

Your service plan: E-32 XS/S
Service number: 6886S70282
DBA: Frank Chernek

Meter number: W51020
Meter reading cycle: 09

Charges for electricity services

Cost of electricity you used

Basic service charge	\$4.03
Delivery service charge	\$83.27
Demand charge - delivery	\$0.00
Environmental benefits surcharge	\$26.19
Federal environmental improvement surcharge	\$0.33
System benefits charge	\$4.28
Power supply adjustment*	-\$11.53
Metering*	\$12.90
Meter reading*	\$2.18
Billing*	\$2.40
Generation of electricity*	\$174.07
Federal transmission and ancillary services*	\$8.64
Federal transmission cost adjustment*	\$5.02
Cost of electricity you used	\$311.78

Taxes and fees

Regulatory assessment	\$0.58
State sales tax	\$20.62
County sales tax	\$3.44
City sales tax	\$0.00
Franchise fee	\$0.00
Cost of electricity with taxes and fees	\$336.42

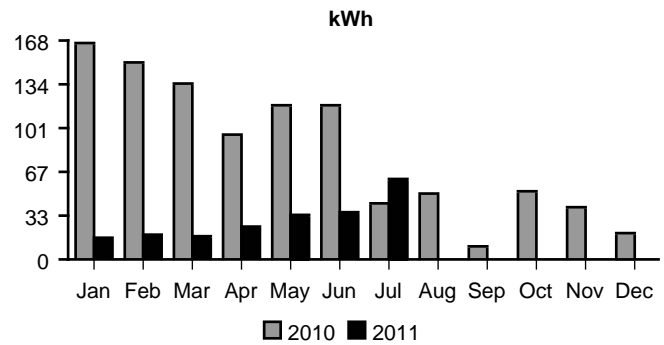
Total charges for electricity services \$336.42

* These services are currently provided by APS but may be provided by a competitive supplier.

Amount of electricity you used

Meter reading on Jul 12	10438
Meter reading on Jun 10	8400
Total electricity you used, in kWh	2038
Demand meter reading	9.56
Your billed demand in kW	10.0

Average daily electricity use per month



Comparing your monthly use

	This month	Last month	This month last year
Billing days	32	30	29
Average outdoor temperature	92°	78°	91°
Your total use in kWh	2038	1143	1303
Your billed demand in kW	10.0	7.0	7.0
Your average daily cost	\$10.51	\$6.54	\$7.55

Your electricity bill
July 15, 2011

Frank Chernek

Your account number
030784285

New charges for 7839 S Alicia Ave

Your service plan: E-32 XS/S
Service number: 1216S20285
DBA: Frank Chernek

Meter number: W51019
Meter reading cycle: 09

Charges for electricity services

Cost of electricity you used

Basic service charge	\$4.03
Delivery service charge	\$226.99
Demand charge - delivery	\$0.00
Environmental benefits surcharge	\$86.95
Federal environmental improvement surcharge	\$1.08
System benefits charge	\$14.21
Power supply adjustment*	-\$38.29
Metering*	\$12.90
Meter reading*	\$2.18
Billing*	\$2.40
Generation of electricity*	\$521.28
Federal transmission and ancillary services*	\$28.69
Federal transmission cost adjustment*	\$16.67
Cost of electricity you used	\$879.09

Taxes and fees

Regulatory assessment	\$1.63
State sales tax	\$58.13
County sales tax	\$9.69
City sales tax	\$0.00
Franchise fee	\$0.00
Cost of electricity with taxes and fees	\$948.54

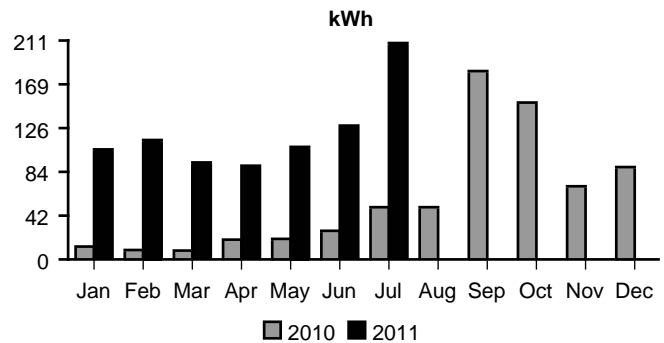
Total charges for electricity services \$948.54

* These services are currently provided by APS but may be provided by a competitive supplier.

Amount of electricity you used

Meter reading on Jul 12	38908
Meter reading on Jun 10	32141
Total electricity you used, in kWh	6767
Demand meter reading	14.76
Your billed demand in kW	15.0

Average daily electricity use per month



Comparing your monthly use

	This month	Last month	This month last year
Billing days	32	30	29
Average outdoor temperature	92°	78°	91°
Your total use in kWh	6767	3943	1522
Your billed demand in kW	15.0	12.0	7.0
Your average daily cost	\$29.64	\$20.81	\$8.70