

Your electricity bill

Bill date: June 18, 2012

Frank Chernek

Your account number: 030784285

For service at: 4 locations

Summary of what you owe

Amount owing on your previous bill	\$1,183.02
Less Payment made on May 29, thank you	-\$1,183.02
Equals Your balance forward	\$0.00
Plus Your new charges (details on following pages)	
Cost of electricity (with taxes and fees)	\$1,424.61
Equals Total amount due	\$1,424.61

Due date: June 29, 2012

Questions or Office Locations?

Call 1-800-253-9405, 24 hours a day
Website: aps.com
Para servicio en español llame al:
1-800-252-9410 (Otras areas)

SIGN UP FOR FREE SERVICES AND HELP THE COMMUNITY

APS employees are donating food and volunteering at St. Mary's Food Bank this summer and we're offering a way for our customers to help make a difference too! Now through July 13 we will donate \$1 to St. Mary's for each new aps.com account registration, paperless bill signup and AutoPay enrollment. For more information, please see the enclosed Arizona Lifestyle newsletter.

Page 1 of 7

See page 2 for more information.

When paying in person, please bring the bottom portion of your bill.



Your account number
030784285

Bill date
June 18, 2012

Mailing address or phone number change?

Check here and fill in the details on the back.

Total amount due: \$ **1,424.61**

Your optional contribution to SHARE: \$ _____

Total amount paid: \$ _____

Due date: **Jun 29, 2012**

FRANK CHERNEK
PMB 225
2554 W 16 ST
YUMA AZ 85364-4229



News from APS

Demand Side Management Implementation Plan for 2013

On June 1, 2012, Arizona Public Service Company filed its application for approval of its 2013 Demand Side Management Implementation Plan with the Arizona Corporation Commission in Docket No. E-01345A-12-0224. The 2013 DSM Plan describes the Energy Efficiency and Demand Response programs APS proposes to implement to meet the 2013 cumulative energy efficiency savings standard of 5% of retail sales as required by Arizona Administrative Code R14-2-2404. The 2013 DSM Plan is available for review during regular business hours at the Commission's offices at 1200 W. Washington St., Phoenix, AZ 85007, or at azcc.gov using the eDocket function.

Things you need to know

Contacting APS

- E-mail us at aps@aps.com
- Call us at:
602-371-7171 (Phoenix) or 800-253-9405 (Other areas)
24 hours a day
- Para servicio en español llame al:
602-371-6861 (Phoenix) o 1-800-252-9410 (Otras areas)
- Hearing impaired:
Dial 711 - AZ Relay Service
- By mail: APS, Station 3200, PO Box 53933,
Phoenix AZ 85072-3933
- Blue Stake - Before you dig, call:
811 or 800-782-5348 from anywhere within Arizona
- Electrical emergencies other than power outages, call:
602-258-5483 (Phoenix) or 800-253-9408 (Other areas)

Important billing and collection information

Make checks payable to APS and mail to:
APS, PO Box 2906, Phoenix AZ 85062-2906

Credit and Collections:
602-371-7607 (Phoenix) or 1-800-253-9409 (Other areas)

All bills for utility services are due and payable no later than 15 days from the date of the bill. Any payments not received within this time-frame shall be considered delinquent and are subject to a late payment charge of 1.5% per month.

If your power is shut off for non-payment, you must pay all the delinquent amounts and a deposit or additional deposit before power is restored.

When you provide a check as payment, you authorize us either to use information from your check to make a one-time electronic funds transfer from your account or to process the payment as a check transaction. When we process your check electronically you will not receive your check back from your financial institution and funds may be withdrawn from your account on the same day we receive your payment.

Utility regulations and rates (Not an APS payment site)

Electricity regulations and rates are approved by:
Arizona Corporation Commission,
1200 W Washington, Phoenix AZ 85007
602-542-4251 (Phoenix) or 1-800-222-7000 (Other areas).
www.cc.state.az.us

Sign up for SurePay Automatic Payments!

Frank Cherek	Phone ()
Optional SHARE Contribution to be added to my Monthly Bill (\$1 to \$9) \$____	
My signature authorizes APS to electronically debit my bank account on the billing due date to pay the total amount due each month. Use the enclosed check payment to set up automatic payments. To terminate SurePay, I will contact APS. (Intended for mailed-in payments only. No counter checks.)	
Signature:	

Mailing address or phone number change

First name, middle name, last name		
Address (number, street name)		
City	State	Zip + 4
Home phone ()	Business phone ()	



PO BOX 2906
PHOENIX AZ 85062-2906
AZCCFTTTDDTAACFATTATDCFAITTAFAAZTDFFTFAAF/AF/ADDFDAAFAFTEADDTDT

Your electricity bill
June 18, 2012

Frank Chernek

Your account number
030784285

Summary of charges by service address

Service number	Service address	Total electricity used (kWh)	Billed demand (kW)	Other charges and credits (\$)	Total charges (\$)
2480S01284	7829 S Alicia Ave P#2, Yuma	2420	0.0	\$0.00	\$406.14
7390S01281	7829 S Alicia Ave P#1, Yuma Frank Chernek	940	4.0	\$0.00	\$166.90
6886S70282	7839 S Alicia Ave Spc 2, Yuma Frank Chernek	1473	9.0	\$0.00	\$249.22
1216S20285	7839 S Alicia Ave Yuma Frank Chernek	3760	13.0	\$0.00	\$602.35
Total		8593		\$0.00	\$1,424.61



Your electricity bill
June 18, 2012

Frank Cherek

Your account number
030784285

New charges for 7829 S Alicia Ave P#2

Your service plan: Standard Rate
Service number: 2480S01284

Charges for electricity services

Cost of electricity you used

Basic service charge	\$1.89
Delivery service charge	\$89.78
Environmental benefits surcharge	\$10.42
Federal environmental improvement surcharge	\$0.39
System benefits charge	\$5.08
Power supply adjustment*	-\$10.11
Metering*	\$2.70
Meter reading*	\$1.86
Billing*	\$2.10
Generation of electricity*	\$249.94
Federal transmission and ancillary services*	\$12.58
Federal transmission cost adjustment*	\$10.19
System benefits adjustment	-\$0.61
Cost of electricity you used	\$376.21

Taxes and fees

Regulatory assessment	\$0.89
State sales tax	\$24.89
County sales tax	\$4.15
City sales tax	\$0.00
Franchise fee	\$0.00
Cost of electricity with taxes and fees	\$406.14

Total charges for electricity services \$406.14

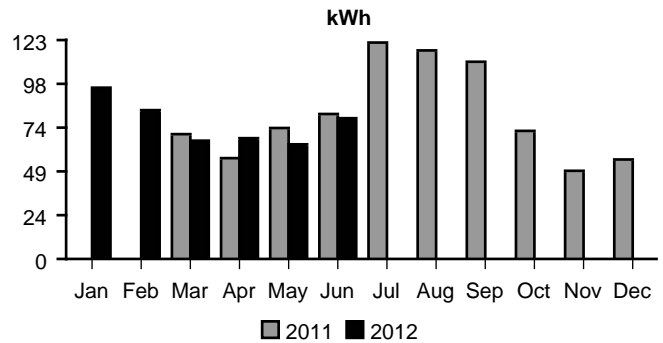
* These services are currently provided by APS but may be provided by a competitive supplier.

Meter number: W41087
Meter reading cycle: 09

Amount of electricity you used

Meter reading on Jun 13	55511
Meter reading on May 14	53091
Total electricity you used, in kWh	2420

Average daily electricity use per month



Comparing your monthly use

	This month	Last month	This month last year
Billing days	30	32	30
Average outdoor temperature	85°	78°	78°
Your total use in kWh	2420	2109	2493
Your average daily cost	\$13.53	\$10.97	\$13.69

Your electricity bill
June 18, 2012

Frank Chernek

Your account number
030784285

New charges for 7829 S Alicia Ave P#1

Your service plan: E-32 XS/S
Service number: 7390S01281
DBA: Frank Chernek

Meter number: W51009
Meter reading cycle: 09

Charges for electricity services

Cost of electricity you used

Basic service charge	\$3.78
Delivery service charge	\$38.41
Demand charge - delivery	\$0.00
Environmental benefits surcharge	\$11.56
Federal environmental improvement surcharge	\$0.15
System benefits charge	\$1.97
Power supply adjustment*	-\$3.93
Metering*	\$12.09
Meter reading*	\$2.04
Billing*	\$2.25
Generation of electricity*	\$80.29
Federal transmission and ancillary services*	\$3.99
Federal transmission cost adjustment*	\$2.32
System benefits adjustment	-\$0.24
Cost of electricity you used	\$154.68

Taxes and fees

Regulatory assessment	\$0.29
State sales tax	\$10.23
County sales tax	\$1.70
City sales tax	\$0.00
Franchise fee	\$0.00
Cost of electricity with taxes and fees	\$166.90

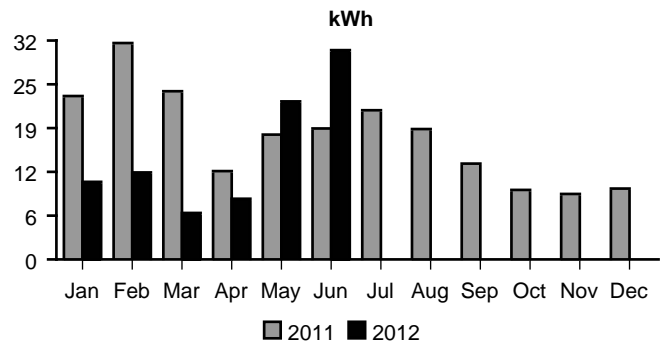
Total charges for electricity services \$166.90

* These services are currently provided by APS but may be provided by a competitive supplier.

Amount of electricity you used

Meter reading on Jun 13	13134
Meter reading on May 14	12194
Total electricity you used, in kWh	940
Demand meter reading	4.01
Your billed demand in kW	4.0

Average daily electricity use per month



Comparing your monthly use

	This month	Last month	This month last year
Billing days	30	32	30
Average outdoor temperature	85°	78°	78°
Your total use in kWh	940	759	592
Your billed demand in kW	4.0	3.0	4.0
Your average daily cost	\$5.56	\$4.38	\$3.74



Your electricity bill
June 18, 2012

Frank Chernek

Your account number
030784285

New charges for 7839 S Alicia Ave Spc 2

Your service plan: E-32 XS/S
Service number: 6886S70282
DBA: Frank Chernek

Meter number: W51020
Meter reading cycle: 09

Charges for electricity services

Cost of electricity you used

Basic service charge	\$3.78
Delivery service charge	\$60.19
Demand charge - delivery	\$0.00
Environmental benefits surcharge	\$18.12
Federal environmental improvement surcharge	\$0.24
System benefits charge	\$3.09
Power supply adjustment*	-\$6.15
Metering*	\$12.09
Meter reading*	\$2.04
Billing*	\$2.25
Generation of electricity*	\$125.81
Federal transmission and ancillary services*	\$6.25
Federal transmission cost adjustment*	\$3.63
System benefits adjustment	-\$0.37
Cost of electricity you used	\$230.97

Taxes and fees

Regulatory assessment	\$0.43
State sales tax	\$15.27
County sales tax	\$2.55
City sales tax	\$0.00
Franchise fee	\$0.00
Cost of electricity with taxes and fees	\$249.22

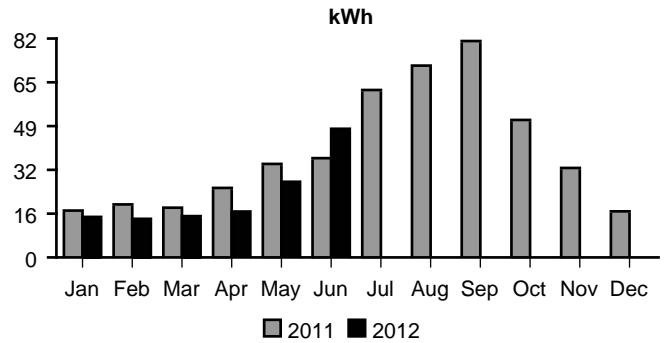
Total charges for electricity services \$249.22

* These services are currently provided by APS but may be provided by a competitive supplier.

Amount of electricity you used

Meter reading on Jun 13	22631
Meter reading on May 14	21158
Total electricity you used, in kWh	1473
Demand meter reading	8.68
Your billed demand in kW	9.0

Average daily electricity use per month



Comparing your monthly use

	This month	Last month	This month last year
Billing days	30	32	30
Average outdoor temperature	85°	78°	78°
Your total use in kWh	1473	934	1143
Your billed demand in kW	9.0	8.0	7.0
Your average daily cost	\$8.30	\$5.23	\$6.54

Your electricity bill
June 18, 2012

Frank Chernek

Your account number
030784285

New charges for 7839 S Alicia Ave

Your service plan: E-32 XS/S
Service number: 1216S20285
DBA: Frank Chernek

Meter number: W51019
Meter reading cycle: 09

Charges for electricity services

Cost of electricity you used

Basic service charge	\$3.78
Delivery service charge	\$153.63
Demand charge - delivery	\$0.00
Environmental benefits surcharge	\$46.27
Federal environmental improvement surcharge	\$0.60
System benefits charge	\$7.90
Power supply adjustment*	-\$15.71
Metering*	\$12.09
Meter reading*	\$2.04
Billing*	\$2.25
Generation of electricity*	\$321.14
Federal transmission and ancillary services*	\$15.94
Federal transmission cost adjustment*	\$9.26
System benefits adjustment	-\$0.94
Cost of electricity you used	\$558.25

Taxes and fees

Regulatory assessment	\$1.04
State sales tax	\$36.91
County sales tax	\$6.15
City sales tax	\$0.00
Franchise fee	\$0.00
Cost of electricity with taxes and fees	\$602.35

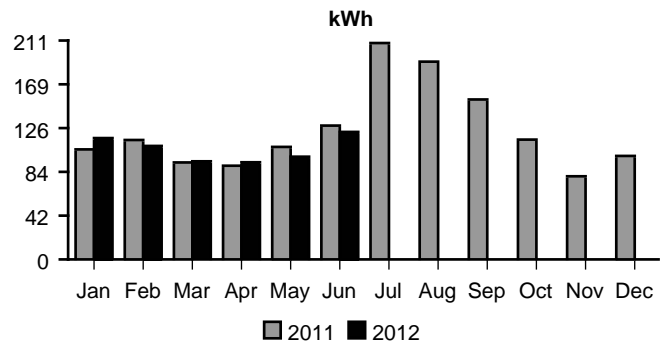
Total charges for electricity services \$602.35

* These services are currently provided by APS but may be provided by a competitive supplier.

Amount of electricity you used

Meter reading on Jun 13	78669
Meter reading on May 14	74909
Total electricity you used, in kWh	3760
Demand meter reading	12.69
Your billed demand in kW	13.0

Average daily electricity use per month



Comparing your monthly use

	This month	Last month	This month last year
Billing days	30	32	30
Average outdoor temperature	85°	78°	78°
Your total use in kWh	3760	3243	3943
Your billed demand in kW	13.0	12.0	12.0
Your average daily cost	\$20.07	\$16.37	\$20.81