



Your electricity bill

Frank Chernek

Bill date: August 15, 2011

Your account number: 030784285

For service at: 4 locations

Summary of what you owe

| | |
|---|--------------------|
| Amount owing on your previous bill | \$2,105.42 |
| Less Payment made on Jul 20, thank you | -\$2,105.42 |
| Equals Your balance forward | \$0.00 |
| Plus Your new charges (details on following pages) | |
| Cost of electricity (with taxes and fees) | \$1,886.80 |
| Equals Total amount due | \$1,886.80 |

Questions or Office Locations?

Call 928-782-7151 or 1-800-253-9405,
24 hours a day
Website: aps.com
Para servicio en español llame al:
602-371-6861 (Phoenix) o
1-800-252-9410 (Otras areas)

Due date: August 26, 2011

When paying in person, please
bring the bottom portion of your bill.



Your account number
030784285

Bill date
August 15, 2011

Mailing address or phone number change?

Check here and fill in the details on the back.

Total amount due: \$ **1,886.80**

Your optional contribution
to SHARE: \$ _____

Total amount paid: \$ _____

Due date: **Aug 26, 2011**

FRANK CHERNEK
PMB 225
2554 W 16 ST
YUMA AZ 85364-4229



Things you need to know

Contacting APS

- E-mail us at aps@aps.com
- Call us at:
602-371-7171 (Phoenix) or 800-253-9405 (Other areas)
24 hours a day
- Para servicio en español llame al:
602-371-6861 (Phoenix) o 1-800-252-9410 (Otras areas)
- Hearing impaired:
Dial 711 - AZ Relay Service
- By mail: APS, Station 3200, PO Box 53933,
Phoenix AZ 85072-3933
- Blue Stake - Before you dig, call:
811 or 800-782-5348 from anywhere within Arizona
- Electrical emergencies other than power outages, call:
602-258-5483 (Phoenix) or 800-253-9408 (Other areas)

Important billing and collection information

Make checks payable to APS and mail to:
APS, PO Box 2906, Phoenix AZ 85062-2906

Credit and Collections:
602-371-7607 (Phoenix) or 1-800-253-9409 (Other areas)

All bills for utility services are due and payable no later than 15 days from the date of the bill. Any payments not received within this time-frame shall be considered delinquent and are subject to a late payment charge of 1.5% per month.

If your power is shut off for non-payment, you must pay all the delinquent amounts and a deposit or additional deposit before power is restored.

When you provide a check as payment, you authorize us either to use information from your check to make a one-time electronic funds transfer from your account or to process the payment as a check transaction. When we process your check electronically you will not receive your check back from your financial institution and funds may be withdrawn from your account on the same day we receive your payment.

Utility regulations and rates (Not an APS payment site)

Electricity regulations and rates are approved by:
Arizona Corporation Commission,
1200 W Washington, Phoenix AZ 85007
602-542-4251 (Phoenix) or 1-800-222-7000 (Other areas).
www.cc.state.az.us

Sign up for SurePay Automatic Payments!

| | |
|---|---------------|
| Frank Chernek | Phone () |
| Optional SHARE Contribution to be added to my Monthly Bill (\$1 to \$9) \$_____ | |
| My signature authorizes APS to electronically debit my bank account on the billing due date to pay the total amount due each month. Use the enclosed check payment to set up automatic payments. To terminate SurePay, I will contact APS. (Intended for mailed-in payments only. No counter checks.) | |
| Signature: | |

Mailing address or phone number change

| | | |
|------------------------------------|---------------------------|---------|
| First name, middle name, last name | | |
| Address (number, street name) | | |
| City | State | Zip + 4 |
| Home phone () | Business phone () | |



PO BOX 2906
PHOENIX AZ 85062-2906
APDF1TTDDTAACFATTATDLCFATFTANFADFTLFFTFANF/FF/ADDFDANF/ATFADDTDT

Your electricity bill
August 15, 2011

Frank Chernek

Your account number
030784285

Summary of charges by service address

| Service number | Service address | Total electricity used (kWh) | Billed demand (kW) | Other charges and credits (\$) | Total charges (\$) |
|----------------|---|------------------------------|--------------------|--------------------------------|--------------------|
| 2480S01284 | 7829 S Alicia Ave P#2, Yuma | 3448 | 0.0 | \$0.00 | \$590.33 |
| 7390S01281 | 7829 S Alicia Ave P#1, Yuma Frank Chernek | 567 | 2.0 | \$0.00 | \$108.16 |
| 6886S70282 | 7839 S Alicia Ave Spc 2, Yuma Frank Chernek | 2111 | 9.0 | \$0.00 | \$345.44 |
| 1216S20285 | 7839 S Alicia Ave Yuma Frank Chernek | 5602 | 14.0 | \$0.00 | \$842.87 |
| Total | | 11728 | | \$0.00 | \$1,886.80 |



Your electricity bill
August 15, 2011

Frank Cherek

Your account number
030784285

New charges for 7829 S Alicia Ave P#2

Your service plan: Standard Rate
Service number: 2480S01284

Charges for electricity services

Cost of electricity you used

| | |
|--|-----------------|
| Basic service charge | \$1.83 |
| Delivery service charge | \$127.92 |
| Environmental benefits surcharge | \$13.42 |
| Federal environmental improvement surcharge | \$0.55 |
| System benefits charge | \$7.24 |
| Power supply adjustment* | -\$19.51 |
| Metering* | \$2.61 |
| Meter reading* | \$1.80 |
| Billing* | \$2.03 |
| Generation of electricity* | \$376.49 |
| Federal transmission and ancillary services* | \$17.93 |
| Federal transmission cost adjustment* | \$14.52 |
| Cost of electricity you used | \$546.83 |

Taxes and fees

| | |
|--|-----------------|
| Regulatory assessment | \$1.29 |
| State sales tax | \$36.18 |
| County sales tax | \$6.03 |
| City sales tax | \$0.00 |
| Franchise fee | \$0.00 |
| Cost of electricity with taxes and fees | \$590.33 |

Total charges for electricity services \$590.33

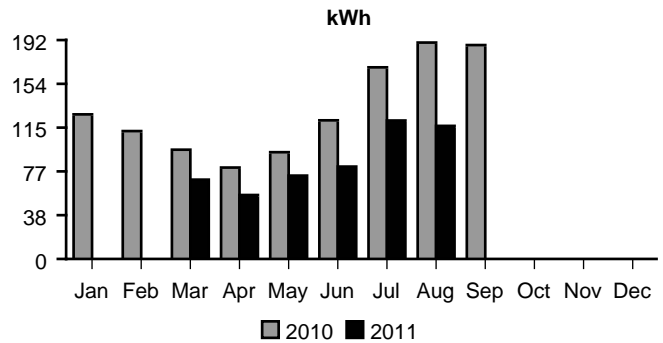
* These services are currently provided by APS but may be provided by a competitive supplier.

Meter number: W41087
Meter reading cycle: 09

Amount of electricity you used

| | |
|---|-------------|
| Meter reading on Aug 10 | 32046 |
| Meter reading on Jul 12 | 28598 |
| Total electricity you used, in kWh | 3448 |

Average daily electricity use per month



Comparing your monthly use

| | This month | Last month | This month last year |
|-----------------------------|------------|------------|----------------------|
| Billing days | 29 | 32 | 28 |
| Average outdoor temperature | 94° | 92° | 95° |
| Your total use in kWh | 3448 | 3956 | 5393 |
| Your average daily cost | \$20.35 | \$21.47 | \$33.85 |

Your electricity bill
August 15, 2011

Frank Chernek

Your account number
030784285

New charges for 7829 S Alicia Ave P#1

Your service plan: E-32 XS/S
Service number: 7390S01281
DBA: Frank Chernek

Meter number: W51009
Meter reading cycle: 09

Charges for electricity services

Cost of electricity you used

| | |
|--|-----------------|
| Basic service charge | \$3.65 |
| Delivery service charge | \$23.17 |
| Demand charge - delivery | \$0.00 |
| Environmental benefits surcharge | \$7.28 |
| Federal environmental improvement surcharge | \$0.09 |
| System benefits charge | \$1.19 |
| Power supply adjustment* | -\$3.21 |
| Metering* | \$11.69 |
| Meter reading* | \$1.97 |
| Billing* | \$2.18 |
| Generation of electricity* | \$48.43 |
| Federal transmission and ancillary services* | \$2.40 |
| Federal transmission cost adjustment* | \$1.40 |
| Cost of electricity you used | \$100.24 |

Taxes and fees

| | |
|--|-----------------|
| Regulatory assessment | \$0.19 |
| State sales tax | \$6.63 |
| County sales tax | \$1.10 |
| City sales tax | \$0.00 |
| Franchise fee | \$0.00 |
| Cost of electricity with taxes and fees | \$108.16 |

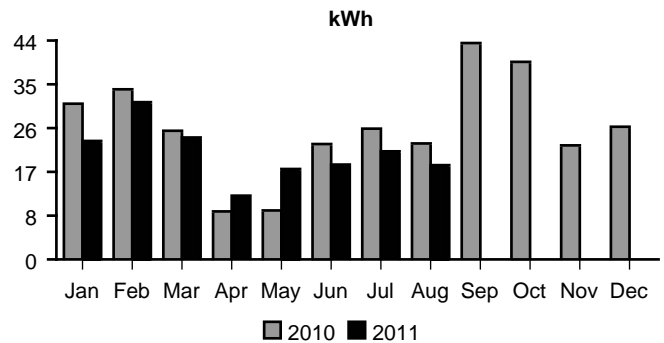
Total charges for electricity services \$108.16

* These services are currently provided by APS but may be provided by a competitive supplier.

Amount of electricity you used

| | |
|---|------------|
| Meter reading on Aug 10 | 8759 |
| Meter reading on Jul 12 | 8192 |
| Total electricity you used, in kWh | 567 |
| Demand meter reading | 2.27 |
| Your billed demand in kW | 2.0 |

Average daily electricity use per month



Comparing your monthly use

| | This month | Last month | This month last year |
|-----------------------------|------------|------------|----------------------|
| Billing days | 29 | 32 | 28 |
| Average outdoor temperature | 94° | 92° | 95° |
| Your total use in kWh | 567 | 716 | 672 |
| Your billed demand in kW | 2.0 | 4.0 | 3.0 |
| Your average daily cost | \$3.72 | \$4.16 | \$4.36 |



Your electricity bill
August 15, 2011

Frank Chernek

Your account number
030784285

New charges for 7839 S Alicia Ave Spc 2

Your service plan: E-32 XS/S
Service number: 6886S70282
DBA: Frank Chernek

Meter number: W51020
Meter reading cycle: 09

Charges for electricity services

Cost of electricity you used

| | |
|--|-----------------|
| Basic service charge | \$3.65 |
| Delivery service charge | \$86.26 |
| Demand charge - delivery | \$0.00 |
| Environmental benefits surcharge | \$27.13 |
| Federal environmental improvement surcharge | \$0.34 |
| System benefits charge | \$4.43 |
| Power supply adjustment* | -\$11.95 |
| Metering* | \$11.69 |
| Meter reading* | \$1.97 |
| Billing* | \$2.18 |
| Generation of electricity* | \$180.30 |
| Federal transmission and ancillary services* | \$8.95 |
| Federal transmission cost adjustment* | \$5.20 |
| Cost of electricity you used | \$320.15 |

Taxes and fees

| | |
|--|-----------------|
| Regulatory assessment | \$0.59 |
| State sales tax | \$21.17 |
| County sales tax | \$3.53 |
| City sales tax | \$0.00 |
| Franchise fee | \$0.00 |
| Cost of electricity with taxes and fees | \$345.44 |

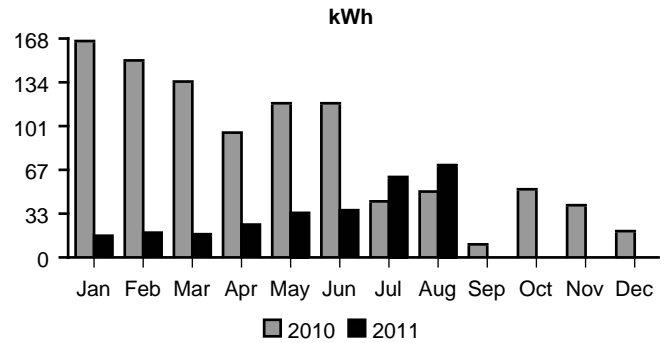
Total charges for electricity services \$345.44

* These services are currently provided by APS but may be provided by a competitive supplier.

Amount of electricity you used

| | |
|---|-------------|
| Meter reading on Aug 10 | 12549 |
| Meter reading on Jul 12 | 10438 |
| Total electricity you used, in kWh | 2111 |
| Demand meter reading | 8.87 |
| Your billed demand in kW | 9.0 |

Average daily electricity use per month



Comparing your monthly use

| | This month | Last month | This month last year |
|-----------------------------|------------|------------|----------------------|
| Billing days | 29 | 32 | 28 |
| Average outdoor temperature | 94° | 92° | 95° |
| Your total use in kWh | 2111 | 2038 | 1466 |
| Your billed demand in kW | 9.0 | 10.0 | 8.0 |
| Your average daily cost | \$11.91 | \$10.51 | \$8.67 |

Your electricity bill
August 15, 2011

Frank Chernek

Your account number
030784285

New charges for 7839 S Alicia Ave

Your service plan: E-32 XS/S
Service number: 1216S20285
DBA: Frank Chernek

Meter number: W51019
Meter reading cycle: 09

Charges for electricity services

Cost of electricity you used

| | |
|--|-----------------|
| Basic service charge | \$3.65 |
| Delivery service charge | \$212.03 |
| Demand charge - delivery | \$0.00 |
| Environmental benefits surcharge | \$71.98 |
| Federal environmental improvement surcharge | \$0.90 |
| System benefits charge | \$11.76 |
| Power supply adjustment* | -\$31.70 |
| Metering* | \$11.69 |
| Meter reading* | \$1.97 |
| Billing* | \$2.18 |
| Generation of electricity* | \$459.15 |
| Federal transmission and ancillary services* | \$23.75 |
| Federal transmission cost adjustment* | \$13.80 |
| Cost of electricity you used | \$781.16 |

Taxes and fees

| | |
|--|-----------------|
| Regulatory assessment | \$1.45 |
| State sales tax | \$51.65 |
| County sales tax | \$8.61 |
| City sales tax | \$0.00 |
| Franchise fee | \$0.00 |
| Cost of electricity with taxes and fees | \$842.87 |

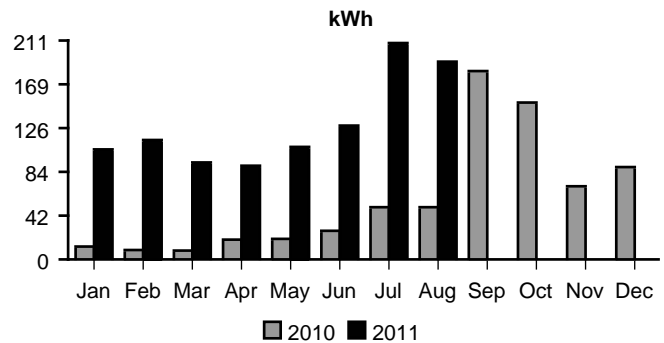
Total charges for electricity services \$842.87

* These services are currently provided by APS but may be provided by a competitive supplier.

Amount of electricity you used

| | |
|---|-------------|
| Meter reading on Aug 10 | 44510 |
| Meter reading on Jul 12 | 38908 |
| Total electricity you used, in kWh | 5602 |
| Demand meter reading | 13.96 |
| Your billed demand in kW | 14.0 |

Average daily electricity use per month



Comparing your monthly use

| | This month | Last month | This month last year |
|-----------------------------|------------|------------|----------------------|
| Billing days | 29 | 32 | 28 |
| Average outdoor temperature | 94° | 92° | 95° |
| Your total use in kWh | 5602 | 6767 | 1469 |
| Your billed demand in kW | 14.0 | 15.0 | 7.0 |
| Your average daily cost | \$29.06 | \$29.64 | \$8.68 |