

Your electricity bill

Bill date: January 17, 2013

Frank Chernek

Your account number: 030784285

For service at: 4 locations

Summary of what you owe

	Amount owing on your previous bill	\$861.02
Less	Payment made on Dec 20, thank you	-\$861.02
Equals	Your balance forward	\$0.00
Plus	Your new charges (details on following pages)	
	Cost of electricity (with taxes and fees)	\$1,375.68
Equals	Total amount due	\$1,375.68

Due date: January 31, 2013

Questions or Office Locations?

Call 1-800-253-9405, 24 hours a day
Website: aps.com
Para servicio en español llame al:
1-800-252-9410

New Charge on Your Bill Beginning March 2013

In May 2012, the Arizona Corporation Commission (ACC) approved new rates for APS. Because more customers are installing renewable energy systems such as solar and wind, and energy efficiency measures such as compact fluorescent light bulbs and refrigerator recycling, APS is selling less electricity, but fixed costs remain. APS is allowed to implement a new charge to recover a portion of the fixed costs. Fixed costs are for items that are needed regardless of how much electricity is sold, such as power poles, wires and other delivery infrastructure. As a result, the Lost Fixed Cost Recovery (LFCR) charge will begin appearing on your bill in March 2013. For more information, visit aps.com/LFCR.

Page 1 of 7

See page 2 for more information.

When paying in person, please bring the bottom portion of your bill.



Your account number
030784285

Bill date
January 17, 2013

Mailing address or phone number change?

Check here and fill in the details on the back.

Total amount due: \$ 1,375.68

Your optional contribution to SHARE: \$ _____

Total amount paid: \$ _____

Due date: Jan 31, 2013

FRANK CHERNEK
PMB 225
2554 W 16 ST
YUMA AZ 85364-4229



Things you need to know

Contacting APS

- E-mail us at aps@aps.com
- Call us at:
602-371-7171 (Phoenix) or 800-253-9405 (Other areas)
24 hours a day
- Para servicio en español llame al:
602-371-6861 (Phoenix) o 1-800-252-9410 (Otras areas)
- Hearing impaired:
Dial 711 - AZ Relay Service
- By mail: APS, Station 3200, PO Box 53933,
Phoenix AZ 85072-3933
- Blue Stake - Before you dig, call:
811 or 800-782-5348 from anywhere within Arizona
- Electrical emergencies other than power outages, call:
602-258-5483 (Phoenix) or 800-253-9408 (Other areas)

Important billing and collection information

Make checks payable to APS and mail to:
APS, PO Box 2906, Phoenix AZ 85062-2906

Credit and Collections:
602-371-7607 (Phoenix) or 1-800-253-9409 (Other areas)

All bills for utility services are due and payable no later than 15 days from the date of the bill. Any payments not received within this time-frame shall be considered delinquent and are subject to a late payment charge of 1.5% per month.

If your power is shut off for non-payment, you must pay all the delinquent amounts and a deposit or additional deposit before power is restored.

When you provide a check as payment, you authorize us either to use information from your check to make a one-time electronic funds transfer from your account or to process the payment as a check transaction. When we process your check electronically you will not receive your check back from your financial institution and funds may be withdrawn from your account on the same day we receive your payment.

Utility regulations and rates (Not an APS payment site)

Electricity regulations and rates are approved by:
Arizona Corporation Commission,
1200 W Washington, Phoenix AZ 85007
602-542-4251 (Phoenix) or 1-800-222-7000 (Other areas).
www.cc.state.az.us

Sign up for SurePay Automatic Payments!

Frank Chernek	Phone ()
Optional SHARE Contribution to be added to my Monthly Bill (\$1 to \$9) \$_____	
My signature authorizes APS to electronically debit my bank account on the billing due date to pay the total amount due each month. Use the enclosed check payment to set up automatic payments. To terminate SurePay, I will contact APS. (Intended for mailed-in payments only. No counter checks.)	
Signature:	

Mailing address or phone number change

First name, middle name, last name		
Address (number, street name)		
City	State	Zip + 4
Home phone ()	Business phone ()	



PO BOX 2906
PHOENIX AZ 85062-2906
APSDT11007A0CFATTATD0CFATITANFADJTDFFTFANFAFFADDFDANFAFTADDTDT

Your electricity bill
January 17, 2013

Frank Chernek

Your account number
030784285

Summary of charges by service address

Service number	Service address	Total electricity used (kWh)	Billed demand (kW)	Other charges and credits (\$)	Total charges (\$)
2480S01284	7829 S Alicia Ave P#2, Yuma	3918	0.0	\$0.00	\$427.83
7390S01281	7829 S Alicia Ave P#1, Yuma Frank Chernek	841	4.0	\$0.00	\$137.33
6886S70282	7839 S Alicia Ave Spc 2, Yuma Frank Chernek	778	7.0	\$0.00	\$128.79
1216S20285	7839 S Alicia Ave Yuma Frank Chernek	4853	19.0	\$0.00	\$681.73
Total		10390		\$0.00	\$1,375.68



Your electricity bill
January 17, 2013

Frank Cherek

Your account number
030784285

New charges for 7829 S Alicia Ave P#2

Your service plan: Standard Rate
Service number: 2480S01284

Charges for electricity services

Cost of electricity you used

Customer account charge	\$2.02
Delivery service charge	\$105.79
Environmental benefits surcharge	\$13.43
System benefits charge	\$11.64
Power supply adjustment*	-\$16.37
Metering*	\$2.88
Meter reading*	\$1.98
Billing*	\$2.24
Generation of electricity*	\$231.16
Federal transmission and ancillary services*	\$20.37
Federal transmission cost adjustment*	\$21.17
Cost of electricity you used	\$396.31

Taxes and fees

Regulatory assessment	\$0.93
State sales tax	\$26.22
County sales tax	\$4.37
City sales tax	\$0.00
Franchise fee	\$0.00
Cost of electricity with taxes and fees	\$427.83

Total charges for electricity services \$427.83

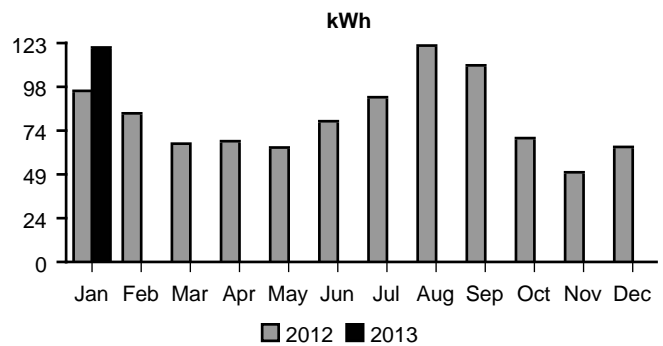
* These services are currently provided by APS but may be provided by a competitive supplier.

Meter number: W41087
Meter reading cycle: 09

Amount of electricity you used

Meter reading on Jan 15	75369
Meter reading on Dec 14	71451
Total electricity you used, in kWh	3918

Average daily electricity use per month



Comparing your monthly use

	This month	Last month	This month last year
Billing days	32	31	32
Average outdoor temperature	52°	65°	57°
Your total use in kWh	3918	2051	3133
Your average daily cost	\$13.36	\$7.41	\$10.49

Your electricity bill
January 17, 2013

Frank Chernek

Your account number
030784285

New charges for 7829 S Alicia Ave P#1

Your service plan: E-32 XS/S
Service number: 7390S01281
DBA: Frank Chernek

Meter number: W51009
Meter reading cycle: 09

Charges for electricity services

Cost of electricity you used

Customer account charge	\$4.03
Delivery service charge	\$35.05
Demand charge - delivery	\$0.00
Environmental benefits surcharge	\$8.14
System benefits charge	\$2.50
Power supply adjustment*	-\$3.51
Metering*	\$12.90
Meter reading*	\$2.18
Billing*	\$2.40
Generation of electricity*	\$57.86
Federal transmission and ancillary services*	\$3.57
Federal transmission cost adjustment*	\$2.14
Cost of electricity you used	\$127.26

Taxes and fees

Regulatory assessment	\$0.25
State sales tax	\$8.42
County sales tax	\$1.40
City sales tax	\$0.00
Franchise fee	\$0.00
Cost of electricity with taxes and fees	\$137.33

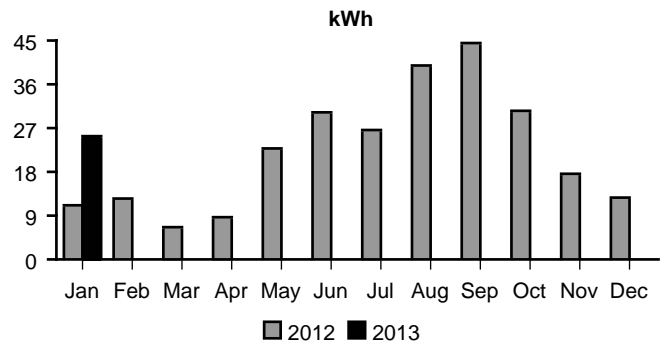
Total charges for electricity services \$137.33

* These services are currently provided by APS but may be provided by a competitive supplier.

Amount of electricity you used

Meter reading on Jan 15	19426
Meter reading on Dec 14	18585
Total electricity you used, in kWh	841
Demand meter reading	3.56
Your billed demand in kW	4.0

Average daily electricity use per month



Comparing your monthly use

	This month	Last month	This month last year
Billing days	32	31	32
Average outdoor temperature	52°	65°	57°
Your total use in kWh	841	414	379
Your billed demand in kW	4.0	2.0	3.0
Your average daily cost	\$4.29	\$2.53	\$2.31



Your electricity bill
January 17, 2013

Frank Chernek

Your account number
030784285

New charges for 7839 S Alicia Ave Spc 2

Your service plan: E-32 XS/S
Service number: 6886S70282
DBA: Frank Chernek

Meter number: W51020
Meter reading cycle: 09

Charges for electricity services

Cost of electricity you used

Customer account charge	\$4.03
Delivery service charge	\$32.43
Demand charge - delivery	\$0.00
Environmental benefits surcharge	\$7.53
System benefits charge	\$2.31
Power supply adjustment*	-\$3.25
Metering*	\$12.90
Meter reading*	\$2.18
Billing*	\$2.40
Generation of electricity*	\$53.53
Federal transmission and ancillary services*	\$3.30
Federal transmission cost adjustment*	\$1.98
Cost of electricity you used	\$119.34

Taxes and fees

Regulatory assessment	\$0.24
State sales tax	\$7.89
County sales tax	\$1.32
City sales tax	\$0.00
Franchise fee	\$0.00
Cost of electricity with taxes and fees	\$128.79

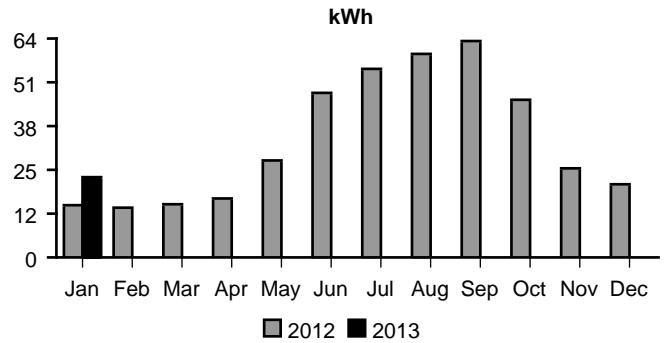
Total charges for electricity services \$128.79

* These services are currently provided by APS but may be provided by a competitive supplier.

Amount of electricity you used

Meter reading on Jan 15	31948
Meter reading on Dec 14	31170
Total electricity you used, in kWh	778
Demand meter reading	6.86
Your billed demand in kW	7.0

Average daily electricity use per month



Comparing your monthly use

	This month	Last month	This month last year
Billing days	32	31	32
Average outdoor temperature	52°	65°	57°
Your total use in kWh	778	687	512
Your billed demand in kW	7.0	6.0	4.0
Your average daily cost	\$4.02	\$3.73	\$2.86

Your electricity bill
January 17, 2013

Frank Chernek

Your account number
030784285

New charges for 7839 S Alicia Ave

Your service plan: E-32 XS/S
Service number: 1216S20285
DBA: Frank Chernek

Meter number: W51019
Meter reading cycle: 09

Charges for electricity services

Cost of electricity you used

Customer account charge	\$4.03
Delivery service charge	\$202.27
Demand charge - delivery	\$0.00
Environmental benefits surcharge	\$46.98
System benefits charge	\$14.41
Power supply adjustment*	-\$20.28
Metering*	\$12.90
Meter reading*	\$2.18
Billing*	\$2.40
Generation of electricity*	\$333.89
Federal transmission and ancillary services*	\$20.58
Federal transmission cost adjustment*	\$12.38
Cost of electricity you used	\$631.74

Taxes and fees

Regulatory assessment	\$1.25
State sales tax	\$41.78
County sales tax	\$6.96
City sales tax	\$0.00
Franchise fee	\$0.00
Cost of electricity with taxes and fees	\$681.73

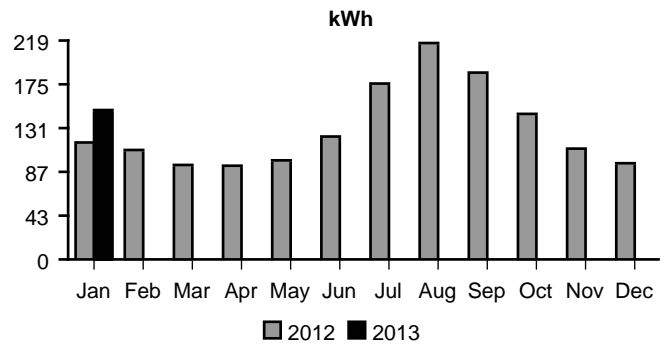
Total charges for electricity services \$681.73

* These services are currently provided by APS but may be provided by a competitive supplier.

Amount of electricity you used

Meter reading on Jan 15	12560
Meter reading on Dec 14	7707
Total electricity you used, in kWh	4853
Demand meter reading	18.69
Your billed demand in kW	19.0

Average daily electricity use per month



Comparing your monthly use

	This month	Last month	This month last year
Billing days	32	31	32
Average outdoor temperature	52°	65°	57°
Your total use in kWh	4853	3054	3817
Your billed demand in kW	19.0	14.0	14.0
Your average daily cost	\$21.30	\$14.09	\$16.70