

# Your electricity bill

Bill date: October 17, 2012

Frank Chernek

Your account number: 030784285

For service at: 4 locations

## Summary of what you owe

	Amount owing on your previous bill	\$2,050.45
<b>Less</b>	Payment made on Sep 27, thank you	-\$2,050.45
<b>Equals</b>	Your balance forward	\$0.00
<b>Plus</b>	Your new charges (details on following pages)	
	Cost of electricity (with taxes and fees)	\$1,524.20
<b>Equals</b>	<b>Total amount due</b>	<b>\$1,524.20</b>

**Due date: October 30, 2012**

### Questions or Office Locations?

Call 1-800-253-9405, 24 hours a day  
Website: aps.com  
Para servicio en español llame al:  
1-800-252-9410

### BUDGET YOUR APS BILLS WITH EQUALIZER

Enjoy more consistent payments of **\$1,271.00 a month** for easier budgeting with Equalizer. This free, convenient billing program evens out your bills (even over the summer) so you pay about the same each month. To sign up, just pay **\$1,271.00** (instead of this bill's Total Amount Due) by the due date.

Hurry, this offer ends soon.

Page 1 of 7

See page 2 for more information.

When paying in person, please bring the bottom portion of your bill.



Your account number  
**030784285**

Bill date  
**October 17, 2012**

Mailing address or phone number change?

Check here and fill in the details on the back.

Total amount due: \$ **1,524.20**

Your optional contribution to SHARE: \$ \_\_\_\_\_

Total amount paid: \$ \_\_\_\_\_

Due date: **Oct 30, 2012**

FRANK CHERNEK  
PMB 225  
2554 W 16 ST  
YUMA AZ 85364-4229



## News from APS

### MAKE BUDGETING EASIER. PAY \$1,271.00 EACH MONTH.

We know seasonal ups and downs can play havoc with your electric bills and your budget. That's why we offer Equalizer to eligible customers like you. With this billing program your payments are:

- More consistent each month so there are no surprises
- Based on your average energy use
- Easier to predict so you can stay on your budget

Sign up for Equalizer by paying **\$1,271.00** (instead of this bill's Total Amount Due) by the due date. Then enjoy more consistent monthly payments as early as your next statement.

Hurry, offer ends soon!

## Things you need to know

### Contacting APS

- E-mail us at [aps@aps.com](mailto:aps@aps.com)
- Call us at:  
602-371-7171 (Phoenix) or 800-253-9405 (Other areas)  
24 hours a day
- Para servicio en español llame al:  
602-371-6861 (Phoenix) o 1-800-252-9410 (Otras areas)
- Hearing impaired:  
Dial 711 - AZ Relay Service
- By mail: APS, Station 3200, PO Box 53933,  
Phoenix AZ 85072-3933
- Blue Stake - Before you dig, call:  
811 or 800-782-5348 from anywhere within Arizona
- Electrical emergencies other than power outages, call:  
602-258-5483 (Phoenix) or 800-253-9408 (Other areas)

### Important billing and collection information

Make checks payable to APS and mail to:  
APS, PO Box 2906, Phoenix AZ 85062-2906

Credit and Collections:  
602-371-7607 (Phoenix) or 1-800-253-9409 (Other areas)

All bills for utility services are due and payable no later than 15 days from the date of the bill. Any payments not received within this time-frame shall be considered delinquent and are subject to a late payment charge of 1.5% per month.

If your power is shut off for non-payment, you must pay all the delinquent amounts and a deposit or additional deposit before power is restored.

When you provide a check as payment, you authorize us either to use information from your check to make a one-time electronic funds transfer from your account or to process the payment as a check transaction. When we process your check electronically you will not receive your check back from your financial institution and funds may be withdrawn from your account on the same day we receive your payment.

### Utility regulations and rates (Not an APS payment site)

Electricity regulations and rates are approved by:  
Arizona Corporation Commission,  
1200 W Washington, Phoenix AZ 85007  
602-542-4251 (Phoenix) or 1-800-222-7000 (Other areas).  
[www.cc.state.az.us](http://www.cc.state.az.us)

Page 2 of 7

### Sign up for SurePay Automatic Payments!

Frank Cherek	Phone (     )
Optional SHARE Contribution to be added to my Monthly Bill (\$1 to \$9) \$___	
My signature authorizes APS to electronically debit my bank account on the billing due date to pay the total amount due each month. Use the enclosed check payment to set up automatic payments. To terminate SurePay, I will contact APS. (Intended for mailed-in payments only. No counter checks.)	
<b>Signature:</b>	

### Mailing address or phone number change

First name, middle name, last name		
Address (number, street name)		
City	State	Zip + 4
Home phone (     )	Business phone (     )	



PO BOX 2906  
PHOENIX AZ 85062-2906  
APDF1TTTDDTAACFATTATDLCFATFTANFADFTLFFTFANF/FF/ADDFDANF/AF/TF/ADTDTT

Your electricity bill  
October 17, 2012

Frank Chernek

Your account number  
030784285

## Summary of charges by service address

Service number	Service address	Total electricity used (kWh)	Billed demand (kW)	Other charges and credits (\$)	Total charges (\$)
2480S01284	7829 S Alicia Ave P#2, Yuma	2207	0.0	\$0.00	\$368.98
7390S01281	7829 S Alicia Ave P#1, Yuma Frank Chernek	980	4.0	\$0.00	\$174.17
6886S70282	7839 S Alicia Ave Spc 2, Yuma Frank Chernek	1460	8.0	\$0.00	\$248.47
1216S20285	7839 S Alicia Ave Yuma Frank Chernek	4588	13.0	\$0.00	\$732.58
<b>Total</b>		<b>9235</b>		<b>\$0.00</b>	<b>\$1,524.20</b>



Your electricity bill  
October 17, 2012

Frank Cherek

Your account number  
030784285

## New charges for 7829 S Alicia Ave P#2

Your service plan: Standard Rate  
Service number: 2480S01284

### Charges for electricity services

#### Cost of electricity you used

Customer account charge	\$1.95
Delivery service charge	\$59.59
Environmental benefits surcharge	\$8.78
Federal environmental improvement surcharge	\$0.00
System benefits charge	\$6.55
Power supply adjustment*	-\$9.22
Metering*	\$2.79
Meter reading*	\$1.92
Billing*	\$2.17
Generation of electricity*	\$243.87
Federal transmission and ancillary services*	\$11.48
Federal transmission cost adjustment*	\$11.92
<b>Cost of electricity you used</b>	<b>\$341.80</b>

#### Taxes and fees

Regulatory assessment	\$0.80
State sales tax	\$22.61
County sales tax	\$3.77
City sales tax	\$0.00
Franchise fee	\$0.00
<b>Cost of electricity with taxes and fees</b>	<b>\$368.98</b>

**Total charges for electricity services \$368.98**

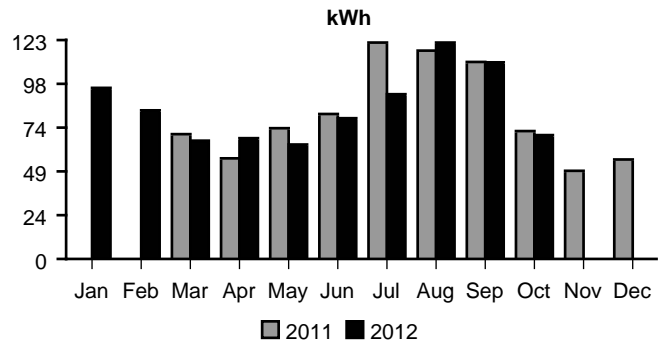
\* These services are currently provided by APS but may be provided by a competitive supplier.

Meter number: W41087  
Meter reading cycle: 09

### Amount of electricity you used

Meter reading on Oct 15	67895
Meter reading on Sep 14	65688
<b>Total electricity you used, in kWh</b>	<b>2207</b>

#### Average daily electricity use per month



#### Comparing your monthly use

	This month	Last month	This month last year
Billing days	31	31	31
Average outdoor temperature	86°	92°	85°
Your total use in kWh	2207	3480	2279
Your average daily cost	\$11.90	\$19.42	\$12.20

Your electricity bill  
October 17, 2012

Frank Chernek

Your account number  
030784285

## New charges for 7829 S Alicia Ave P#1

Your service plan: E-32 XS/S  
Service number: 7390S01281  
DBA: Frank Chernek

Meter number: W51009  
Meter reading cycle: 09

### Charges for electricity services

#### Cost of electricity you used

Customer account charge	\$3.91
Delivery service charge	\$40.92
Demand charge - delivery	\$0.00
Environmental benefits surcharge	\$9.48
Federal environmental improvement surcharge	\$0.00
System benefits charge	\$2.91
Power supply adjustment*	-\$4.09
Metering*	\$12.49
Meter reading*	\$2.11
Billing*	\$2.33
Generation of electricity*	\$84.68
Federal transmission and ancillary services*	\$4.16
Federal transmission cost adjustment*	\$2.50
<b>Cost of electricity you used</b>	<b>\$161.40</b>

#### Taxes and fees

Regulatory assessment	\$0.32
State sales tax	\$10.67
County sales tax	\$1.78
City sales tax	\$0.00
Franchise fee	\$0.00
<b>Cost of electricity with taxes and fees</b>	<b>\$174.17</b>

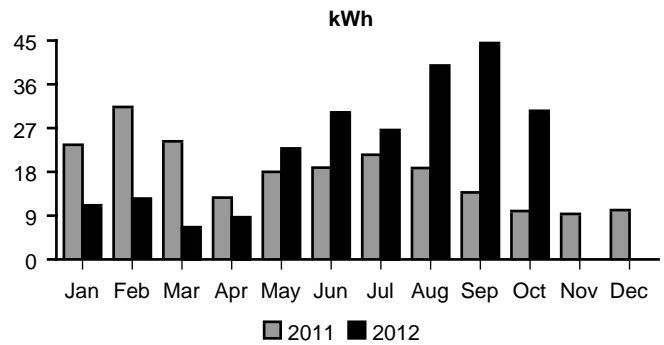
**Total charges for electricity services \$174.17**

\* These services are currently provided by APS but may be provided by a competitive supplier.

### Amount of electricity you used

Meter reading on Oct 15	17637
Meter reading on Sep 14	16657
<b>Total electricity you used, in kWh</b>	<b>980</b>
Demand meter reading	4.40
<b>Your billed demand in kW</b>	<b>4.0</b>

### Average daily electricity use per month



### Comparing your monthly use

	This month	Last month	This month last year
Billing days	31	31	31
Average outdoor temperature	86°	92°	85°
Your total use in kWh	980	1422	328
Your billed demand in kW	4.0	5.0	3.0
Your average daily cost	\$5.61	\$7.82	\$2.35



Your electricity bill  
October 17, 2012

Frank Chernek

Your account number  
030784285

## New charges for 7839 S Alicia Ave Spc 2

Your service plan: E-32 XS/S  
Service number: 6886S70282  
DBA: Frank Chernek

Meter number: W51020  
Meter reading cycle: 09

### Charges for electricity services

#### Cost of electricity you used

Customer account charge	\$3.91
Delivery service charge	\$60.96
Demand charge - delivery	\$0.00
Environmental benefits surcharge	\$14.13
Federal environmental improvement surcharge	\$0.00
System benefits charge	\$4.34
Power supply adjustment*	-\$6.10
Metering*	\$12.49
Meter reading*	\$2.11
Billing*	\$2.33
Generation of electricity*	\$126.16
Federal transmission and ancillary services*	\$6.19
Federal transmission cost adjustment*	\$3.72
<b>Cost of electricity you used</b>	<b>\$230.24</b>

#### Taxes and fees

Regulatory assessment	\$0.46
State sales tax	\$15.23
County sales tax	\$2.54
City sales tax	\$0.00
Franchise fee	\$0.00
<b>Cost of electricity with taxes and fees</b>	<b>\$248.47</b>

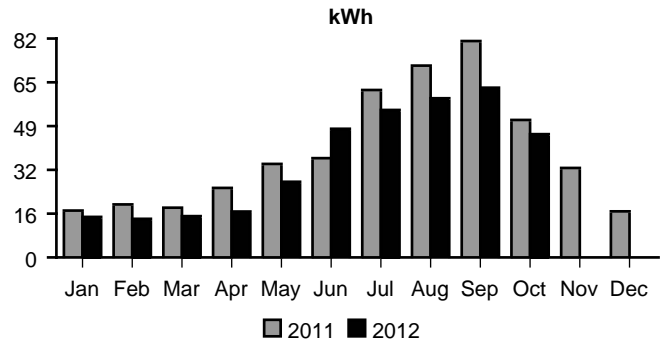
**Total charges for electricity services \$248.47**

\* These services are currently provided by APS but may be provided by a competitive supplier.

### Amount of electricity you used

Meter reading on Oct 15	29704
Meter reading on Sep 14	28244
<b>Total electricity you used, in kWh</b>	<b>1460</b>
Demand meter reading	8.14
<b>Your billed demand in kW</b>	<b>8.0</b>

### Average daily electricity use per month



### Comparing your monthly use

	This month	Last month	This month last year
Billing days	31	31	31
Average outdoor temperature	86°	92°	85°
Your total use in kWh	1460	2001	1623
Your billed demand in kW	8.0	9.0	8.0
Your average daily cost	\$8.01	\$10.71	\$8.77

Your electricity bill  
October 17, 2012

Frank Chernek

Your account number  
030784285

## New charges for 7839 S Alicia Ave

Your service plan: E-32 XS/S  
Service number: 1216S20285  
DBA: Frank Chernek

Meter number: W51019  
Meter reading cycle: 09

### Charges for electricity services

#### Cost of electricity you used

Customer account charge	\$3.91
Delivery service charge	\$191.55
Demand charge - delivery	\$0.00
Environmental benefits surcharge	\$44.41
Federal environmental improvement surcharge	\$0.00
System benefits charge	\$13.63
Power supply adjustment*	-\$19.17
Metering*	\$12.49
Meter reading*	\$2.11
Billing*	\$2.33
Generation of electricity*	\$396.45
Federal transmission and ancillary services*	\$19.45
Federal transmission cost adjustment*	\$11.70
<b>Cost of electricity you used</b>	<b>\$678.86</b>

#### Taxes and fees

Regulatory assessment	\$1.35
State sales tax	\$44.89
County sales tax	\$7.48
City sales tax	\$0.00
Franchise fee	\$0.00
<b>Cost of electricity with taxes and fees</b>	<b>\$732.58</b>

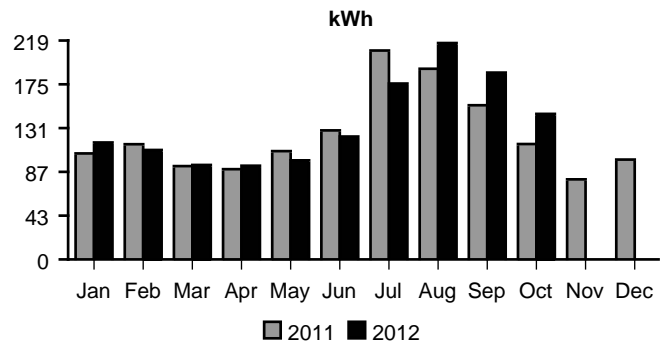
**Total charges for electricity services \$732.58**

\* These services are currently provided by APS but may be provided by a competitive supplier.

### Amount of electricity you used

Meter reading on Oct 15	1374
Meter reading on Sep 14	96786
<b>Total electricity you used, in kWh</b>	<b>4588</b>
Demand meter reading	12.92
<b>Your billed demand in kW</b>	<b>13.0</b>

#### Average daily electricity use per month



#### Comparing your monthly use

	This month	Last month	This month last year
Billing days	31	31	31
Average outdoor temperature	86°	92°	85°
Your total use in kWh	4588	5868	3652
Your billed demand in kW	13.0	15.0	13.0
Your average daily cost	\$23.63	\$28.17	\$18.82